

NEW YEAR, NEW STORY WITH  
*beautiful trends*



**A B O U T**

**ROYAL  
CROWN**

Turn the page over to know more about our royal legacy.

## OUR STORY


Since 1979, Crown Laminates vaunts a legacy that celebrates innovation, cutting edge technology, craft, and expertise.

Our unceasing efforts with OEMs, architects, interior designers, and developers, together with an in-depth understanding of the market and its demands, has strengthened our product base and has helped establish Crown Laminates as one of the leaders in laminates, both domestically as well as globally.

Our state-of-the-art manufacturing facility with a production capacity of over 10 million sheets per annum that implements exacting standards and creates ace products, coupled with our company owned warehouse, ensures that our distributors and end clientele get exactly what they desire, when they need it.

With display showrooms across major Indian metros, dealerships of over 15000 pan India, and an international reach of over 60 countries, our blazing journey is poised to progress even further, and stronger.





# ROYAL CROWN *factory*



ROYAL CROWN  
**PRODUCT RANGE**

ROYAL CROWN  
DECORATIVE  
LAMINATES



Our Decorative Laminates are produced by impregnating multitude of papers including tissue paper, decor paper, barrier paper, kraft paper with resin. The resulting sandwich is fused under heat and pressure. The fusion process creates strong bonds that contribute to our laminates' exceptional durability. The non - decorative side of the laminate is uniformly sanded by a highly advanced sanding machine which makes it better suited for adhesion. Aggressive quality control checks and procedures are incorporated in the manufacturing process to ensure a high quality product.

The range is carefully designed to fulfil huge range of applications from furniture to counter tops to kitchen cabinets, walk in wardrobe, bathroom drawers, office furniture, schools, hotels, living room panels, or greeting you at your door. Our decorative laminate brand is the ideal interior solution. From abstracts to wood grains, from textiles to stones, from gloss surface to textures, from vertical to horizontal applications, we have it all! Abrasion resistant, mild chemical resistant, diverse in finishes, easy clean nature of the product, makes our laminate perfect choice for surface decoration.

Other Brands

**XYLEM**

Xylem is a collection of our premium grade decorative laminates. Each laminate delivers inspiring, high quality and artistic excellence to define your style.

**CROWN**  
LAMINATES

Crown is our exquisite and cost effective range of laminates available in 0.80mm thickness. The range is carefully designed to fulfill huge range of applications.

Features & Benefits

- Aesthetically Beautiful
- Scratch Resistant
- Solvent Resistant
- Impact Resistant
- Heat Retardant
- Fire Retardant
- Easy to clean & maintain
- Sustainable

# CROWN QBISS

## Interior Compacts

Qbiss is a high pressure structural laminate, built up from multiple layers of kraft papers to produce laminate in thickness ranging from 2mm to 25mm. It offers strong and speedy construction, saving of space, low maintenance and improved hygiene. It has a decorative face on both sides ideal for interior use in washroom cubicles, locker doors, wall panels and laboratory furniture.

With a density of 1.45gm/cm<sup>3</sup>, our compacts are impressively strong, damage resistant, and has remarkable structure stability, requiring no substrate support in thickness over 6mm. Our compact laminate conforms to EN 438 : 4 and CE ratings and meets conformity with European consumer safety, health and environmental requirements.

### Features & Benefits

- Made from Anti-Bacterial grade high pressure compact laminate panel confirming to EN 438
- Accessories made of Nylon Polyamide, Stainless Steel and Aluminium of International standards
- Available in standard and custom made dimension
- Wide colour range to choose from
- Hygienic and easily maintainable
- Durable and aesthetically appealing
- Fire Retardant
- Easy Installation
- Air Ventilation
- Space saving - Partition panels are only 12mm thick as compared to conventional system like 150mm thick brick wall
- Light Weight
- Resistant to cigarette burns
- Exceptional water, humidity and high temperature resistance
- Scratch and Stain Resistance
- Anti - Bacterial, Anti - Fungal and Termite Resistant





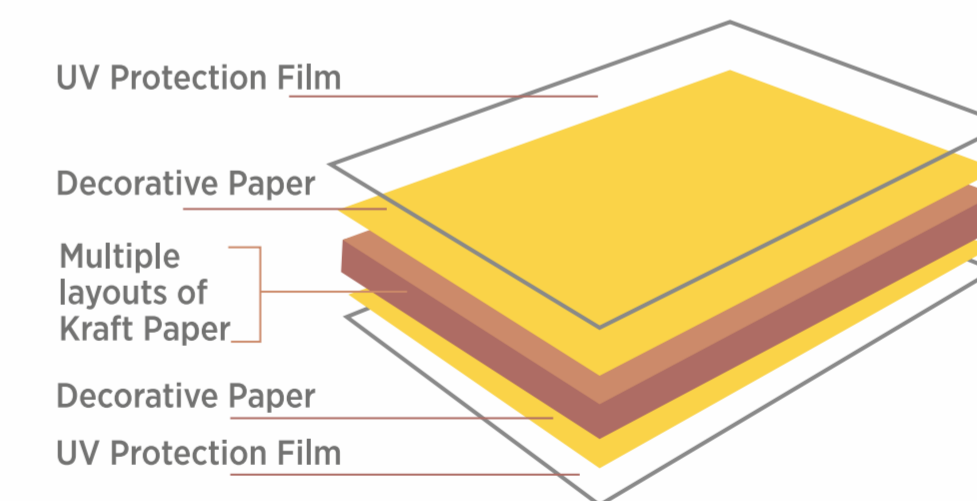
## CROWN XCL Exterior Compacts

XCL - Exterior Compact Laminate is a high pressure laminate, built up from multiple layers of kraft papers to produce laminate in thickness ranging from 2mm to 25mm. It has a decorative face on both sides layered with a UV protective film to safeguard the surface from the sun. It is ideal for Building Facades/Cladding, Balconies, Verandah, Outdoor Benches, etc. It is particularly suited to use in high humidity and high impact area.

With a density of 1.45gm/cm<sup>3</sup>, our compacts are impressively strong, damage resistant, and have remarkable structure stability, requiring no substrate support in thickness over 6mm. CrownXCL conforms to EN 438 : 4 and meets conformity with European Consumer Safety, Health and Environmental requirements.

### Features & Benefits

- Decorative
- High Weather Resistant
- Optimal Light Fastness
- Scratch Resistant
- Solvent Resistant
- Impact Resistant
- Heat Retardant
- Fire Retardant
- Easy to clean & maintain
- Sustainable
- Overall light weight structure and facade
- Quick and easy to assemble
- Increased sound proofing function (upto 15 Db)
- Decrease Air Conditioning costs
- Provide wall protection and heat insulation against atmospheric precipitation



# OTHER PRODUCTS



## Metal Series

Crown presents the Metal foil Series with variants to choose from different textures. These Laminates are specifically designed for vertical interior applications and work brilliantly as high lighters.




## Fire Retardant Laminates

These Laminates are slowly gaining popularity due to its ability to retard and delay the spread of fire. These laminates can be used just about anywhere but are popular with schools and colleges.



## Anti - Static Laminates

These Laminates are manufactured with special resin formulations to make sure they don't conduct static electricity and typical applications range from IT offices, Call centres , Laboratories, Electronic industries and Pharmaceutical laboratories.



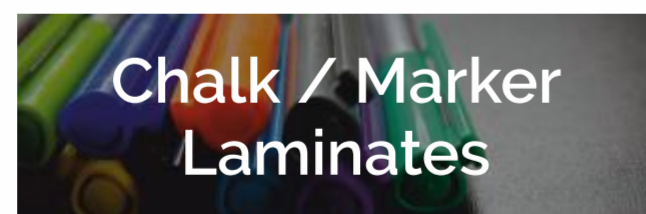
## Phenolic Backers

Phenolic Backers are produced for application to unexposed surfaces and therefore these backers are devoid of any design over the surface unlike general purpose laminates.



## Compact Laminates

This compact solid surface is manufactured from special phenolic resins. Due to the strength of compact laminate, it has properties of dimensional stability, water and weather resistance. The usage is usually in school benches, toilet cubicles, kitchen platforms, wall paneling and in other applications.



## Chalk / Marker Laminates

Crown Presents Write-on laminates which constitute of marker and chalk grade laminates. Usage ranges any where from schools, colleges to offices and other work places.



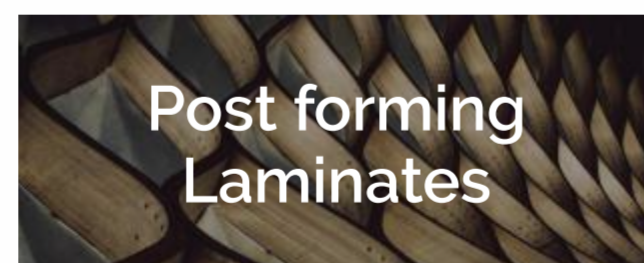
## Chemical Resistant Laminates

These Laminates have special additives and protective surface film that make them spot on for usage in laboratories , clinics and other pharmaceutical areas where interaction with chemical is a day to day affair.



## Colour - Core Series

These Laminates are typically used in areas where the laminate's cross section is clearly visible and therefore the cross section and the design over the surface have the same colour.



## Post forming Laminates

Post forming grade laminates are typically used in both vertical and horizontal applications and in interiors, where the laminate is required to form or roll over different radius over the surface of the substrate.

# CERTIFICATIONS

Intertek

CE

IS : 2046  
CML-3986790

INDIAN  
POWER  
BRAND

FSC  
The world of responsible forestry

European  
Standard  
EN 438

NEHA

Indian Green Building Council

GREEN LABEL  
SINGAPORE

ISO

BIS



# WHY

ROYAL CROWN

## Sizes

1220 x 2440mm  
1220 x 3050mm  
1310 x 3050mm  
1520 x 3050mm  
1845 x 3670mm

## Range

2000 SKU's,  
100+ Textures

## Quality

At the heart of it all is our  
Unparalleled Quality

Fully equipped Laboratory

State of the Art  
Manufacturing unit owing to  
45+ years of experience,  
therefore we know what  
we're doing and we do it well

## Laminate Portfolio

# 2021

100+new designs | 10+new textures

## Distribution

Pan India Product  
showrooms

Dealership of 15000+  
pan India

Presence in 60+  
countries

Warehouses round the  
globe

## Environment

We have invested in Wind  
& Solar Power to reduce  
our carbon Footprint.


Our product mixes are  
continually evolving  
to reduce our impact on  
the environment.

We are members of  
FSC, Greenguard. Etc.



# SPOTLESS

Spotless is Royal Crown's finest Anti Finger Laminates collection. A surfacing material that is the interior's ultimate choice. A unique technology incorporated during the manufacturing process ensures that finger prints are almost never visible therefore significantly limiting the effort required for care and maintenance. This impressive and striking collection of **Anti Finger laminates are smear, smudge, impact, scratch and heat resistant.** It is perfect for the most demanding applications. The available colour palette is the complete solution for those with exclusive standards.



701 AF WHITE



705 AF ANTHRACITE



702 AF BLACK



# COLORCORE MR








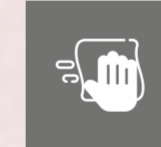

13 MRCC FROSTY WHITE




19 MRCC RED



346 MRCC WINE

-  Abrasion Resistant
-  Stain Resistant
-  Scratch Resistant
-  Heat Resistant
-  Anti-Bacterial
-  Easy to Clean
-  Water Resistant



# CATEGORIES

- 01 EXOTIC WOODS  
21-37
- 02 DESIGNER WOODS  
38-54
- 03 STONES  
55-73
- 04 TEXTURED WOODS  
74-96
- 05 TEXTILES  
97-103
- 06 MIRRORS  
104-127
- 07 WOOD GRAINS  
128-157

The ★ symbol indicates new designs.

# EXOTIC WOODS





593 TW  
USED LAMINATE

592 TW  
USED LAMINATE

■ 592 TW Laminate is on 29 page  
■ 593 TW Laminate is on 29 page



912 TW | USED LAMINATE

596 TW | USED LAMINATE

■ 912 TW Laminate is on 31 page  
■ 596 TW Laminate is on 31 page



576 TW | USED LAMINATE



582 TW | USED LAMINATE

574 DZ  
USED LAMINATE

528 DZ  
USED LAMINATE

574 DZ Laminate is on 35 page  
528 DZ Laminate is on 35 page

372 NG | USED LAMINATE

372 NG Laminate is on 32 page



TRUE WOOD - TW  
576 TW ALTA ROSEWOOD



★ D T1



TRUE WOOD - TW  
592 TW KOBE ELM



★ T1



TRUE WOOD - TW  
593 TW KOBE ELM



★ T1



TRUE WOOD - TW  
**582 TW** SUMATRA TEAK



★ D T1



TRUE WOOD - TW  
**583 TW** SUMATRA TEAK



★ D T1



TRUE WOOD - TW  
**912 TW** NOCE LEGNA



★ T1



TRUE WOOD - TW  
**596 TW** NOCE LEGNA



★ T1





NATURAL GRAINS - NG  
215 NG RIVER PINE



T1



NATURAL GRAINS - NG  
372 NG PRADO



T1



NATURAL GRAINS - NG  
574 HNG SION ASH



D

T1



NATURAL GRAINS - NG  
575 HNG SION ASH



D

T1

Exotic Woods



DRIZZLE - DZ  
492 DZ CATANIA OAK



DRIZZLE - DZ  
490 DZ CATANIA OAK



DRIZZLE - DZ  
491 DZ CATANIA OAK



DRIZZLE - DZ  
528 DZ SION ASH



DRIZZLE - DZ  
575 DZ SION ASH



DRIZZLE - DZ  
574 DZ SION ASH



Exotic Woods



DRIZZLE - DZ  
396 DZ COLOMBIAN WOOD



DRIZZLE - DZ  
397 DZ COLOMBIAN WALNUT



DRIZZLE - DZ  
597 DZ BENGALI MANGO



DRIZZLE - DZ  
598 DZ BENGALI MANGO



DRIZZLE - DZ  
499 DZ COSMOS



DRIZZLE - DZ  
539 DZ COSMOS



COMBINATION



**343 SF | LIMONE**  
A dash of color  
makes everything  
better.



**396 DZ | COLOMBIAN WOOD**  
We chose nature's  
unbelievable gifts.



**660x MR | METALLIC OXID**  
The raw and natural  
stone elements.



**588 ML | MICRO LINES - ML**  
Fabric textures  
that feel like  
heaven.

DESIGNER  
WOODS



580 H ML  
USED LAMINATE

580 H ML Laminate is on 47 page



577 SW | USED LAMINATE

577 SW Laminate is on 48 page

496 BC | USED LAMINATE



496 BC Laminate is on 51 page

579 BC | USED LAMINATE



579 BC Laminate is on 49 page



469 MO | USED LAMINATE

468 MO | USED LAMINATE

469 MO Laminate is on 53 page  
468 MO Laminate is on 53 page



578 BC | USED LAMINATE

578 BC Laminate is on 49 page

# Designer Woods



MASTER OAK - MO  
500 MO CHATHAM OAK



MICRO LINES - ML  
580 HML PLANK SEAR



MICRO LINES - ML  
581 HML PLANK SEAR





# Designer Woods



SMOKY WOOD - SW  
577 SW ALLEPY BIRCH



SMOKY WOOD - SW  
475 SW ALLEPY BIRCH



BARK CUT - BC  
578 BC EXPLORER



BARK CUT - BC  
579 BC EXPLORER






BARK CUT - BC  
**656x BC** MONTPELIER



BARK CUT - BC  
**472 BC** SHOU SUGI



BARK CUT - BC  
**473 BC** SHOU SUGI



BARK CUT - BC  
**496 BC** OSLO PINE




BARK CUT - BC  
**467 BC** BLACK BEAUTY



# Designer Woods




MASTER OAK - MO  
640x MO CANYON VINTAGE PINE



MASTER OAK - MO  
477 MO LOCUS WOOD



MASTER OAK - MO  
472 MO SHOU SUGI



MASTER OAK - MO  
473 MO SHOU SUGI



MASTER OAK - MO  
468 MO POTENT ASH



MASTER OAK - MO  
469 MO POTENT ASH



Designer Woods



MASTER OAK - MO  
476 MO RIO ROSE



MIRROR - MR  
476 MR RIO ROSE



STONES



571 LS | USED LAMINATE

569 LS | USED LAMINATE


■ 571 LS Laminate is on 64 page  
■ 569 LS Laminate is on 64 page



670X SFS | USED LAMINATE

■ 670X SFS Laminate is on 67 page

563 ST | USED LAMINATE



563 ST Laminate is on 65 page

564 ST | USED LAMINATE



564 ST Laminate is on 65 page



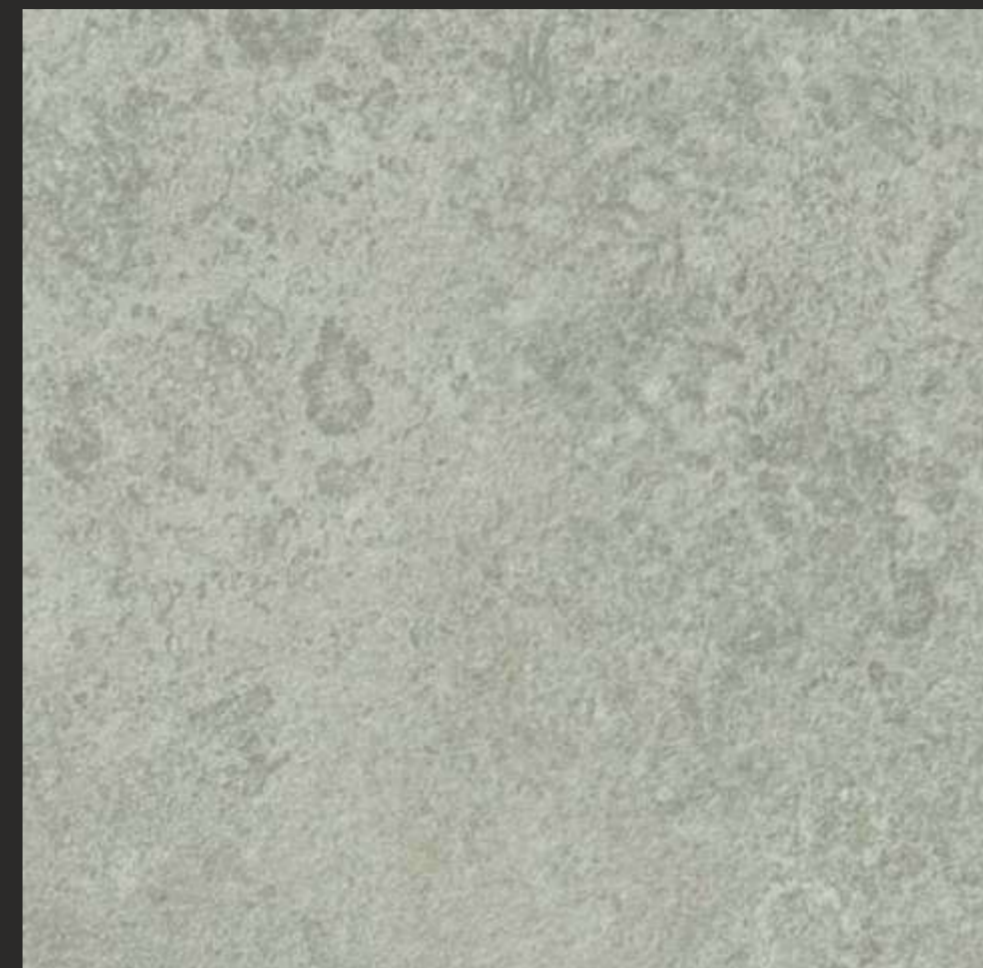
664X SF | USED LAMINATE



684X MR | USED LAMINATE



MIRROR - MR  
563 MR CODY



GEM - GM  
478 GM TIVOLI



GEM - GM  
479 GM TIVOLI



MIRROR - MR  
564 MR CODY



MIRROR - MR  
478 MR TIVOLI




MIRROR - MR  
479 MR TIVOLI






Stones



MIRROR - MR  
571 MR CEMENT



MIRROR - MR  
569 MR CEMENT



MIRROR - MR  
570 MR CEMENT



LISCIO - LS  
571 LS CEMENT



LISCIO - LS  
569 LS CEMENT



LISCIO - LS  
570 LS CEMENT



STONE - ST  
563 ST CODY



STONE - ST  
564 ST CODY

Stones

Terrazzo Series



STONE - ST  
671x ST GREY CASPIO




★ D T1



STONE - ST  
672x ST BROWN CASPIO




★ D T1



SPARKLE - SFS  
669x SFS WHITE TERRAZO



★



SPARKLE - SFS  
670x SFS GREY TERRAZO



★



RIDGES - RG  
567 RG METAZZO




★ T1



RIDGES - RG  
568 RG METAZZO



★ T1



SUEDE FINISH - SF  
664x SF FABSTONE



MIRROR - MR  
684x MR STROMBOLI



MIRROR - MR  
653x MR SERAVAZZA



MIRROR - MR  
659x MR METALLIC OXID



MIRROR - MR  
660x MR METALLIC OXID



MIRROR - MR  
654x MR VENTO MARBLE





MIRROR - MR  
339 MR FLINT STONE



MIRROR - MR  
337 MR FLINT STONE



MIRROR - MR  
338 MR FLINT STONE



MIRROR - MR  
462 MR VENETO



MIRROR - MR  
646x MR BELADOR



MIRROR - MR  
271 MR FUMED CORK LIGHT



MIRROR - MR  
270 MR FUMED CORK LIGHT



MIRROR - MR  
461 MR VENETO







MIRROR - MR  
521 MR FROST ★ D



MIRROR - MR  
522 MR SILVER ★ D




MIRROR - MR  
523 MR IRON ORE ★ D




MIRROR - MR  
524 MR TAN ★ D




MIRROR - MR  
525 MR TAWNY ★ D



MIRROR - MR  
494 MR GREY PEARL



MIRROR - MR  
495 MR BLACK PEARL



MIRROR - MR  
13 MRF FROSTY WHITE PEARL



GLAZE - GZ  
521 GZ FROST ★ D T1



GLAZE - GZ  
522 GZ SILVER ★ D T1



GLAZE - GZ  
523 GZ IRON ORE ★ D T1



GLAZE - GZ  
524 GZ TAN ★ D T1



GLAZE - GZ  
525 GZ TAWNY ★ D T1



GLAZE - GZ  
494 GZ GREY PEARL ★ T1




GLAZE - GZ  
495 GZ BLACK PEARL ★ T1



MIRROR FLICKER  
871x MRF IRISH CREAM PEARL


COMBINATION

**382 AO | SHARP WALNUT**  
A melange of wooden wonders.



**517 LN | PETROL BLUE**  
Every touch should feel royal and regal.

**22 SF | BEIGE**  
The earthen color is ever perfect.



**669x SFS | WHITE TERRAZO**  
Not just stone, this is terrazzo.

# TEXTURED WOODS



482 LC | USED LAMINATE

482 LC Laminate is on 82 page



466 HRP | USED LAMINATE

466 HRP Laminate is on 85 page

595 VV | USED LAMINATE

594 VV | USED LAMINATE

595 VV Laminate is on 87 page  
594 VV Laminate is on 87 page

539 HRP | USED LAMINATE



539 HRP Laminate is on 84 page





402 RV | USED LAMINATE

402 RV Laminate is on 93 page



382 AO | USED LAMINATE

382 AO Laminate is on 89 page

# Textured Woods



LUMBER CUT - LC  
482 LC SAWCUT



LUMBER CUT - LC  
349 LC SONTANA OAK



LUMBER CUT - LC  
350 LC SONTANA OAK



LUMBER CUT - LC  
425 LC BRICK OAK



LUMBER CUT - LC  
426 LC CONCRETE OAK



# Textured Woods




RIPPLE - RP  
539 HRP COSMOS



RIPPLE - RP  
499 HRP COSMOS



RIPPLE - RP  
477 HRP LOCUS WOOD



RIPPLE - RP  
466 HRP HASTINGS SANDALS



# Textured Woods



VINTAGE VENEER - VV  
373 VV CANYON MONUMENT OAK



VINTAGE VENEER - VV  
282 VV CANYON MONUMENT OAK



VINTAGE VENEER - VV  
327 VV BRISA PINE



VINTAGE VENEER - VV  
200 VV SISAM



VINTAGE VENEER - VV  
594 VV SANTANA OAK



VINTAGE VENEER - VV  
595 VV SANTANA OAK



# Textured Woods



RAW MATTE - RM  
**468 RM** POTENT ASH



RAW MATTE - RM  
**469 RM** POTENT ASH



RAW MATTE - RM  
**486 RM** CANYON CENTURY ELM



RAW MATTE - RM  
**487 RM** CANYON CENTURY ELM



ABSOLUTE OAK - AO  
**545 AO** COUNTRY OAK




ABSOLUTE OAK - AO  
**546 AO** COUNTRY OAK



ABSOLUTE OAK - AO  
**381 AO** PURE WALNUT



ABSOLUTE OAK - AO  
**107 AO** BELE WOOD



ABSOLUTE OAK - AO  
**382 AO** SHARP WALNUT



# Textured Woods



ROYAL OAK - RO  
396 RO COLOMBIAN WALNUT



WOOD LAND - WL  
88 WL COLUMBIA ASH




WOOD LAND - WL  
645x WL COLUMBIA ASH



ROYAL OAK - RO  
397 RO COLOMBIAN WALNUT




WOOD LAND - WL  
87 WL COPPER WALNUT



WOOD LAND - WL  
66 WL BURN WALNUT



CRYSTAL CUT - CC  
166 CC CUT WOOD



CRYSTAL CUT - CC  
87 CC COPPER WALNUT



SHINE SAPELE - SS  
35 SS SAPELE



SHINE SAPELE - SS  
220 SS CORK SAPELE



CRYSTAL CUT - CC  
165 CC CUT WOOD



CRYSTAL CUT - CC  
168 CC CUT WOOD

# Textured Woods



FANTASY OAK - FO  
**372 FO** PRADO



FANTASY OAK - FO  
**13 FO** FROSTY WHITE



FANTASY OAK - FO  
**273 FO** RIVER PINE



FANTASY OAK - FO  
**402 FO** HORIZONTAL WOODY ASH



FANTASY OAK - FO  
**215 FO** RIVER PINE



ROYAL VELVET - RV  
**402 RV** WOODY ASH



CROSS STREAK - CS  
**273 CS** RIVER PINE



CROSS STREAK - CS  
**372 CS** PRADO



# Textured Woods



SMOKY WOOD - SW  
**474 SW** OXYDISED MAPLE



SMOKY WOOD - SW  
**280 SW** CORONA WALNUT



SMOKY WOOD - SW  
**414 SW** SARATOGA HICKORY



SMOKY WOOD - SW  
**415 SW** SARATOGA HICKORY



SMOKY WOOD - SW  
**416 SW** SARATOGA HICKORY





## Textured Woods



BURN WOOD - BW  
**298 BW** | TOPPAN LAUREL



BURN WOOD - BW  
**417 BW** | ICE CREAM WOOD



BURN WOOD - BW  
**299 BW** | TOPPAN LAUREL



BURN WOOD - BW  
**300 BW** | TOPPAN LAUREL



LEATHER - LE  
**255 LE** | TANNED LEATHER



LEATHER - LE  
**257 LE** | TANNED LEATHER



# TEXTILES



586 ML | USED LAMINATE

586 ML Laminate is on 101 page



480 SF | USED LAMINATE

480 SF Laminate is on 100 page



537 SF | USED LAMINATE

537 SF Laminate is on 100 page



542 SF | USED LAMINATE

542 SF Laminate is on 103 page

# Textiles



SUEDE FINISH - SF	
<b>480 SF</b>	CUSCINO



DRY OAK - DO	
<b>480 DO</b>	CUSCINO



SUEDE FINISH - SF	
<b>481 SF</b>	CUSCINO



DRY OAK - DO	
<b>481 DO</b>	CUSCINO



SUEDE FINISH - SF	
<b>537 SF</b>	LUCENTA




MIRROR - MR	
<b>537 MR</b>	LUCENTA



SUEDE FINISH - SF	
<b>538 SF</b>	LUCENTA



MIRROR - MR	
<b>538 MR</b>	LUCENTA



MICRO LINES - ML	
<b>586 ML</b>	PARIS



MICRO LINES - ML	
<b>587 ML</b>	PARIS




MICRO LINES - ML	
<b>588 ML</b>	PARIS



MICRO LINES - ML	
<b>589 ML</b>	PARIS



# Textiles



MESH - ME
<b>584 ME</b>   CANOVAS



SUEDE FINISH - SF
<b>303 SF</b>   TELA SUP



MESH - ME
<b>585 ME</b>   TEJIDOS



SUEDE FINISH - SF
<b>124 SF</b>   LINEN



SUEDE FINISH - SF
<b>305 SF</b>   TELA SUP



SUEDE FINISH - SF
<b>125 SF</b>   LINEN



SUEDE FINISH - SF
<b>540 SF</b>   IVORY TWIST



MESH - ME
<b>540 ME</b>   IVORY TWIST



SUEDE FINISH - SF
<b>541 SF</b>   KHADIM TWIST



MESH - ME
<b>541 ME</b>   KHADIM TWIST



SUEDE FINISH - SF
<b>542 SF</b>   GREY TWIST



MESH - ME
<b>542 ME</b>   GREY TWIST



# COMBINATION



**587 ML | PARIS**  
Add a new dimension with fabric textures.



**594 VV | SANTANA OAK**  
For that timeless rustic touch, you need wood.



**95 SF | FLAMINGO**  
Add a little pomp and liveliness with color.



**672x ST | BROWN CASPIO**  
The best of natural stone designs.

# MIRRORS





498 MR | USED LAMINATE

498 MR Laminate is on 113 page



513 MR | USED LAMINATE

513 MR Laminate is on 127 page



520 MR | USED LAMINATE

520 MR Laminate is on 127 page



487 MR | USED LAMINATE

487 MR Laminate is on 117 page



600 MR | USED LAMINATE



87 MR | USED LAMINATE






ROYAL ART - RA  
17 RA | MYSORE IVORY



ROYAL ART - RA  
23 RA | COFFEE




3D  
274 3D | METALLIC WHITE



3D  
23 3D | COFFEE



MIRROR - MR  
497 MR | BISCOTTI FLORA



MIRROR - MR  
498 MR | GREY FLORA





MIRROR - MR  
289 MR | FLORA




Mirrors



MIRROR - MR	
657x MR	KUBIKUS




LENO WEAVE - LN
518 LN TRUE BLUE



LENO WEAVE - LN
516 LN TABASCO



LENO WEAVE - LN
517 LN PETROL BLUE



LENO WEAVE - LN
614x LN PEBBLE GREY



Mirrors




MIRROR - MR  
115 MR CANYON BAMBOO




MIRROR - MR  
486 MR CANYON CENTURY ELM



MIRROR - MR  
487 MR CANYON CENTURY ELM



MIRROR - MR  
591 MR MAHOGANY SAPELLI



MIRROR - MR  
576 MR ALTA ROSEWOOD



Mirrors



MIRROR - MR  
470 MR CHERRY JOE



MIRROR - MR  
471 MR CHERRY JOE



MIRROR - MR  
474 MR OXYDISSED MAPLE



MIRROR - MR  
577 MR ALLEPY BIRCH



MIRROR - MR  
496 MR OSLO PINE



MIRROR - MR  
467 MR BLACK BEAUTY



MIRROR - MR  
475 MR ALLEPY BIRCH



# Mirrors



MIRROR - MR  
335 MR SCANDIC MAPLE



MIRROR - MR  
336 MR SCANDIC MAPLE



MIRROR - MR  
599 MR CRUNCH



MIRROR - MR  
600 MR CRUNCH



MIRROR - MR  
418 MR ICONIC TEAK



MIRROR - MR  
420 MR ICONIC WALNUT



MIRROR - MR  
373 MR CANYON MONUMENT OAK




MIRROR - MR  
282 MR CANYON MONUMENT OAK




# Mirrors



MIRROR - MR  
263 MR | SAW CUT



MIRROR - MR  
372 MR | PRADO



MIRROR - MR  
249 MR | ICE BEAUTY LIGHT



MIRROR - MR  
250 MR | ICE BEAUTY DARK



MIRROR - MR  
395 MR | SAPPING VENEER



MIRROR - MR  
393 MR | SAPPING VENEER



MIRROR - MR  
394 MR | SAPPING VENEER



MIRROR - MR  
330 MR | FOX ELM PLANK



MIRROR - MR  
329 MR | FOX ELM PLANK



MIRROR - MR  
328 MR | FOX ELM PLANK



# Mirrors




MIRROR - MR  
298 MR GREY FLORA



MIRROR - MR  
299 MR TOPPAN LAUREL



MIRROR - MR  
300 MR TOPPAN LAUREL



MIRROR - MR  
272 MR ICED ASH




MIRROR - MR  
173 MR COPPER WALNUT




LINEAR - LR  
418 LR ICONIC TEAK



LINEAR - LR  
420 LR ICONIC WALNUT




MIRROR - MR  
466 MR HASTINGS SANDALS




MIRROR - MR  
87 MR CANYON CENTURY ELM






618x MR | ABSOLUTE WHITE



506 MR | COLD WHITE



620x MR | EVEREST WHITE



13 MR | FROSTY WHITE



611x MR | CREAM



871x MR | IRISH CREAM




509 MR | CREAMY BROWN



375 MR | SWISS BEIGE



510 MR | CALMING BROWN




515 MR | CHOCOLATE



602x MR | SILVER GREY



519 MR | ELEGANT BLUE



619x MR | CLASSIC GREY



623x MR | MEDIUM GREY



99 MR | SLATE GREY



615x MR | METAL GREY




603x MR | CHARCOAL



604x MR | ANTHRACITE GREY



11 MR | BLACK



23 MR | COFFEE



505-N-MR | OLIVE



514 MR | TOFFEE YELLOW



15 MR | BANANA YELLOW



347 MR | FANTA



343 MR | LIMONE



513 MR | SEASIDE TURQUOISE



16 MR | BRITISH BLUE



14 MR | POPPY GREEN



512 MR | TYRKIS



520 MR | DEEP TURQUOISE



511 MR | POPPY PINK



95 MR | FLAMINGO



345 MR | SPOT PINK



19 MR | RED



711x MR | SCARLET



344 MR | LACKROT



605x MR | WINE RED



346 MR | WINE



609x MR | STEEL BLUE



606x MR | FIR GREEN



# COMBINATION



**589 ML | PARIS**  
Classy fabrics make everything better.



**547 SF | WILD TEAK**  
Wooden marvelousness is now the fad.



**563 MR | CODY**  
Crave marble? This is just as beautiful.



**514 MR | TOFFEE YELLOW**  
The color of auspiciousness and class.



# WOOD GRAINS



665X SF | USED LAMINATE



642X SF | USED LAMINATE



547 SF | USED LAMINATE



107 SF | USED LAMINATE



381 SF | USED LAMINATE

381 SF Laminate is on 145 page




691X SF | USED LAMINATE

691X SF Laminate is on 150 page

# Wood Grains



SUEDE FINISH- SF  
528 SF SION ASH



SUEDE FINISH- SF  
88 SF COLOMBIA ASH



SUEDE FINISH- SF  
163 SF SONOMA OAK



D



SUEDE FINISH- SF  
50 SF SIAM TEAK



SUEDE FINISH- SF  
665x SF STREET OAK



D



SUEDE FINISH- SF  
594 SF SANTANA OAK



SUEDE FINISH- SF  
645x SF COLUMBIA ASH




SUEDE FINISH- SF  
642x SF CANYON MONUMENT OAK



SUEDE FINISH- SF  
912 SF NOCE LEGNA



# Wood Grains



DRYOAK - DO  
**63 DO** FRENCH OAK



SUEDE FINISH- SF  
**63 SF** FRENCH OAK



SUEDE FINISH- SF  
**582 SF** SUMATRA TEAK



SUEDE FINISH- SF  
**529 SF** ELM BARON



SUEDE FINISH- SF  
**489 SF** URBAN TEAK



SUEDE FINISH- SF  
**373 SF** CANYON MONUMENT OAK



SUEDE FINISH- SF  
**482 SF** SAW CUT



SUEDE FINISH- SF  
**86 SF** URBAN TEAK



SUEDE FINISH- SF  
**547 SF** WILD TEAK



# Wood Grains



SUEDE FINISH- SF  
583 SF SUMATRA TEAK



SUEDE FINISH- SF  
117 SF HUNTER WOOD



SUEDE FINISH- SF  
107 SF BELE WOOD



SUEDE FINISH- SF  
574 SF SION ASH



SUEDE FINISH- SF  
78 SF AUSTRALIAN WALNUT



SUEDE FINISH- SF  
52 SF ANTIQUE WALNUT



SUEDE FINISH- SF  
644x SF CANYON MONUMENT OAK



SUEDE FINISH- SF  
595 SF SANTANA OAK



SUEDE FINISH- SF  
102 SF LYON WALNUT



# Wood Grains



SUEDE FINISH- SF  
**484 SF** TEAK SISAM



SUEDE FINISH- SF  
**483 SF** NOVOCENTO PINE



SUEDE FINISH- SF  
**668x SF** SUMATRA TEAK



SUEDE FINISH- SF  
**74 SF** BRITISH WALNUT




SUEDE FINISH- SF  
**488 SF** LYON WALNUT



SUEDE FINISH- SF  
**575 SF** SION ASH



SUEDE FINISH- SF  
**596 SF** NOCE LEGNA



SUEDE FINISH- SF  
**87 SF** COPPER WALNUT






# Wood Grains



SUEDE FINISH - SF  
**263 SF** | SAW CUT



CROSS FIRE - CF  
**263 CF** | SAW CUT




SUEDE FINISH - SF  
**243 SF** | STRIP WOOD



SUEDE FINISH - SF  
**381 SF** | PURE WALNUT



SUEDE FINISH - SF  
**485 SF** | DARK SISAM



SUEDE FINISH - SF  
**280 SF** | CORONA WALNUT




# Wood Grains



SUEDE FINISH - SF  
341 SF CHESTERFIELD OAK



SUEDE FINISH - SF  
282 SF CANYON MONUMENT OAK



SUEDE FINISH - SF  
164 SF SONOMA OAK



SUEDE FINISH - SF  
79 SF AMERICAN WALNUT



SUEDE FINISH - SF  
382 SF SHARP WALNUT



SUEDE FINISH - SF  
597 SF BENGALI MANGO



SUEDE FINISH - SF  
598 SF BENGALI MANGO



SUEDE FINISH - SF  
66 SF BURN WALNUT



SUEDE FINISH - SF  
342 SF CHESTERFIELD OAK



SUEDE FINISH - SF  
200 SF SISAM



# Wood Grains



SUEDE FINISH - SF  
162 SF | MAPLE GEMELI



SUEDE FINISH - SF  
161 SF | MAPLE GEMELI



SUEDE FINISH - SF  
296 SF | ELMO



SUEDE FINISH - SF  
295 SF | ELMO



SUEDE FINISH - SF  
327 SF | BRISA PINE



SUEDE FINISH - SF  
326 SF | BRISA PINE




SUEDE FINISH - SF  
37 SF | MOLDAU ACACIA



SUEDE FINISH - SF  
43 SF | MOLDAU ACACIA



SUEDE FINISH - SF  
543 SF | GOLDEN OAK



SUEDE FINISH - SF  
544 SF | BALINESS OAK



SUEDE FINISH - SF  
58 SF | BUTTERSCOTCH



SUEDE FINISH - SF  
59 SF | CHOCOLATE BROWNIE



# Wood Grains



SUEDE FINISH - SF  
448 SF NOCE DA VINCI



SUEDE FINISH - SF  
447 SF NOCE DA VINCI



SUEDE FINISH - SF  
446 SF NOCE DA VINCI



SUEDE FINISH - SF  
290 SF TERMOTRATTATO



SUEDE FINISH - SF  
166 SF CUT WOOD



SUEDE FINISH - SF  
691x SF GREY LOFT



SUEDE FINISH - SF  
356 SF WHITE PINE




SUEDE FINISH - SF  
357 SF FRENCH PINE



SUEDE FINISH - SF  
165 SF CUT WOOD



SUEDE FINISH - SF  
167 SF CUT WOOD



SUEDE FINISH - SF  
168 SF CUT WOOD



# Wood Grains



SUEDE FINISH - SF  
82 SF HIGHLAND PINE



SUEDE FINISH - SF  
45 SF CREAM BAVARIAN BEECH



SUEDE FINISH - SF  
562 SF SCANDIC MAPLE



SUEDE FINISH - SF  
561 SF FUSION MAPLE



SUEDE FINISH - SF  
48 SF THANSEAU MAPLE



SUEDE FINISH - SF  
590 SF INTAL BEECH



SUEDE FINISH - SF  
36 SF MANGFALL BEECH



SUEDE FINISH - SF  
31 SF BAVARIAN BEECH



SUEDE FINISH - SF  
40 SF OXFORD CHERRY



SUEDE FINISH - SF  
35 SF SAPELI



SUEDE FINISH - SF  
46 SF VANCOUVER MAPLE



SUEDE FINISH - SF  
591 SF MAHOGANY SAPELLI




SUEDE FINISH - SF  
576 SF ALTA ROSEWOOD



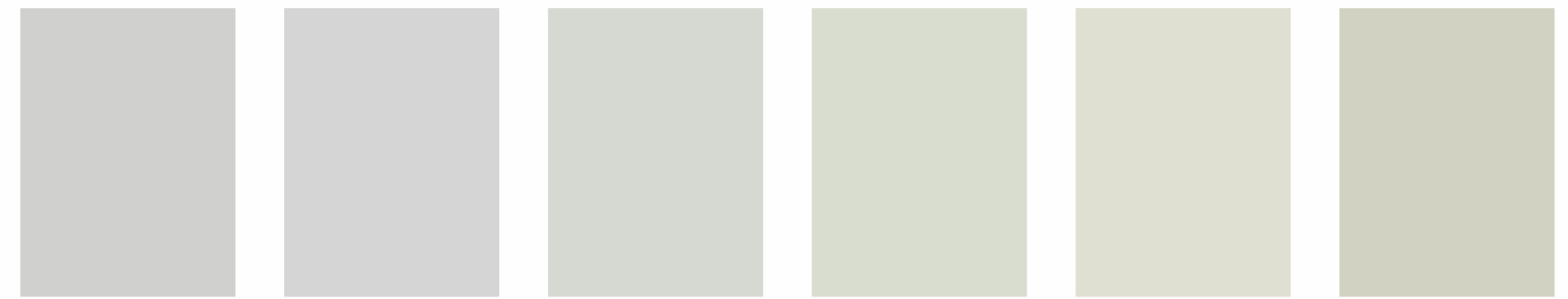
SUEDE FINISH - SF  
220 SF CORK SAPELI



SUEDE FINISH - SF  
42 SF CHOCO DOUGLAS PINE



SUEDE FINISH - SF  
55 SF GOLD WENGE



10 MT | WHITE    10 SF | WHITE    506 SF | COLD WHITE    13 MT | FROSTY WHITE    13 SF | FROSTY WHITE    614x SF | PEBBLE GREY ★



507 SF | LIGHT GREY    602x SF | SILVER GREY    12 SF | STEEL GREY    452 SF | DIRTY GREY    615x SF | METAL GREY    621x SF | GREY ★



861x SF | GOTHIC GREY    99 SF | SLATE GREY    612x SF | GRIS FONCE    603x SF | CHARCOAL    604x SF | ANTHRACITE GREY    11 SF | BLACK



611x SF | POLAR WHITE    17 SF | MYSORE IVORY    508 SF | IVORY    608x SF | CREAM BEIGE    22 SF | BEIGE    26 SF | ALMOND PINK



871x SF | IRISH CREAM    374 SF | COUNTRY BEIGE    375 SF | SWISS BEIGE    451 SF | BROWNIE    515 SF | CHOCOLATE ★    23 SF | COFFEE



519 SF | ELEGANT BLUE ★    453 SF | SKYLARK BLUE    16 SF | BRITISH BLUE    20 SF | ORCHID    95 SF | FLAMINGO    346 SF | WINE



24 SF | SKY BLUE    29 SF | ASTRAL SAPPHIRE BLUE    25 SF | ELECTRIC BLUE    30 SF | ETERNAL



455 SF | PALE YELLOW    343 SF | LIMONE    456 SF | LIME    14 SF | POPPY




15 SF | BANANA YELLOW    94 SF | GOLDEN YELLOW    18 SF | ORANGE    347 SF | FANTA




454 SF | RUBY RED    19 SF | RED    711x SF | SCARLET ★    628x SF | BURGANDY ★    27 SF | MULBERRY

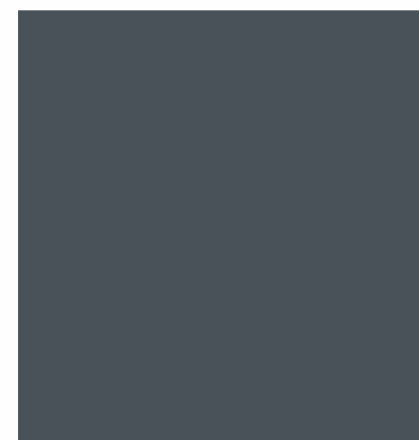
## Wood Grains




ROYAL VELVET - RV  
13 RV FROSTY WHITE



ROYAL VELVET - RV  
99 RV SLATE GREY



FOIL  
S - 001 SILVER FOIL



FOIL  
C - 001 COPPER FOIL



ROYAL VELVET - RV  
11 RV BLACK




SUEDE FINISH - SF  
91 SF IVORY TITAN



SUEDE FINISH - SF  
92 SF TOMATO TITAN



MIRROR - MG/MR  
10 MG/MR WHITE



CHALK - CH  
392 CH FOREST GREEN



SUEDE FINISH - SF  
389 SF PLANK WOOD



SUEDE FINISH - SF  
390 SF PLANK WOOD



LINEAR - LR  
387 LR PLANK WOOD



MIRROR - MR  
135 MR GRAFFITI

# INDEX

Design No.	Finish	Finish Name	Page	D	T1
10	MT	WHITE	154		
10	SF	WHITE	154		
10	MG/MR	WHITE	156		
11	MR	BLACK	126		
11	SF	BLACK	154		
11	RV	BLACK	156		
12	SF	STEEL GREY	154		
13	MRC	FROSTY WHITE	127		
13	MRF	FROSTY WHITE PEARL	73		
13	FO	FROSTY WHITE	92		
13	MR	FROSTY WHITE	126		
13	MT	FROSTY WHITE	154		
13	SF	FROSTY WHITE	154		
13	RV	FROSTY WHITE	156		
14	MR	POPPY GREEN	127		
14	SF	POPPY GREEN	155		
15	MR	BANANA YELLOW	127		
15	SF	BANANA YELLOW	155		
16	MR	BRITISH BLUE	127		
16	SF	BRITISH BLUE	155		
17	RA	MYSORE IVORY	112		
17	SF	MYSORE IVORY	154		
18	SF	ORANGE	155		
19	MRC	RED	19		
19	MR	RED	127		
19	SF	RED	155		
20	SF	ORCHID	155		
22	SF	BEIGE	154		
23	RA	COFFEE	112		
23	3D	COFFEE	112		
23	MR	COFFEE	126		
23	SF	COFFEE	154		
24	SF	SKY BLUE	155		
24	SF	ELECTRIC BLUE	155		
26	SF	ALMOND PINK	154		
27	SF	MULBERRY	155		
29	SF	ASTRAL SAPHIRE BLUE	155		
30	SF	ETERNAL	155		
31	SF	BAVARIAN BEECH	152		
35	SS	SAPLE	91		
35	SF	SAPLE	153		
36	SF	MANGFALL BEECH	152		
37	MR	MOLDAU ACACIA	149		
40	SF	OXFORD CHERRY	153		
42	SF	CHOCO DOUGLAS PINE	153		
43	SF	MOLDAU ACACIA	149		
45	SF	CREAM BAVARIAN BEECH	152		
46	SF	VANCOUVER MAPLE	153		
48	SF	THANSEAU MAPLE	152		
50	SF	SIAM TEAK	136		
52	SF	ANTIQUE WALNUT	147		
55	SF	GOLD WENGE	153		
58	SF	BUTTERSOTCH	149		
59	SF	CHOCOLATE BROWNIE	149		
63	DO	FRENCH OAK	138		
63	SF	FRENCH OAK	138		
66	WL	BURN WALNUT	90		
66	SF	BURN WALNUT	147		
74	SF	BRITISH WALNUT	142		
78	VV	AUSTRALIAN WALNUT	141		
79	SF	AMERICAN WALNUT	146		
82	SF	HIGHLAND PINE	152		
86	SF	URBAN TEAK	139		
87	WL	COPPER WALNUT	90		
87	CC	COPPER WALNUT	91		
87	MR	CANYON CENTURY ELM	125		
87	SF	COPPER WALNUT	143		
88	WL	COLUMBIA ASH	96		
98	SF	COLUMBIA ASH	136		
91	SF	IVORY TITAN	156		
92	SF	TOMATO TITAN	156		
94	SF	GOLDEN YELLOW	155		
95	MR	FLAMINGO	127		
95	SF	FLAMINGO	155		
99	MR	SLATE GREY	126		
99	SF	SLATE GREY	154		
99	RV	SLATE GREY	156		
102	SF	LYON WALNUT	141		
107	AO	BELE WOOD	89		
107	SF	BELE WOOD	140		
115	MR	CANYON BAMBOO	116		
117	SF	HUNTER WOOD	140		
124	SF	LINEN	102		
125	SF	LINEN	102		
135	MR	GRAFFITI	157		
161	SF	MAPLE GEMELI	148		
162	SF	MAPLE GEMELI	148		
163	SF	SONOMA OAK	136		
164	SF	SONOMA OAK	146		
165	CC	CUT WOOD	91		
165	SF	CUT WOOD	151		
166	CC	CUT WOOD	91		
166	SF	CUT WOOD	151		
167	SF	CUT WOOD	151		
168	SF	CUT WOOD	91		
168	SF	BROWNIE	151		
173	MR	COPPER WALNUT	124		
200	VV	SISAM	86		
200	SF	SISAM	147		
215	NG	RIVER PINE	32		
215	FO	RIVER PINE	92		
220	SS	CORK SAPELE	91		
220	SF	CORK SAPELE	153		
243	SF	STRIP WOOD	144		
249	MR	ICE BEAUTY LIGHT	122		

Design No.	Finish	Finish Name	Page	D	T1
250	MR	ICE BEAUTY DARK	122		
255	LE	TANNED LEATHER	96		
257	LE	TANNED LEATHER	96		
263	MR	SAW CUT	122		
263	SF	SAW CUT	144		
263	CF	SAW CUT	144		
270	MR	FUMED CORK LIGHT	70		
271	MR	FUMED CORK LIGHT	70		
272	MR	ICED ASH	124		
273	FO	RIVER PINE	92		
273	CS	RIVER PINE	93		
274	3D	METALLIC WHITE	112		
280	SW	CORONA WALNUT	94		
280	SF	CORONA WALNUT	145		
282	VV	CANYON MONUMENT OAK	86		
282	MR	CANYON MONUMENT OAK	121		
282	SF	CANYON MONUMENT OAK	146		
289	MR	FLORA	113		
290	SF	TERMOTRATTATO	151		
295	SF	ELMO	148		
296	SF	ELMO	148		
298	BW	TOPPAN LAUREL	96		
298	MR	GREY FLORA	124		
299	BW	TOPPAN LAUREL	96		
299	MR	TOPPAN LAUREL	124		
300	BW	TOPPAN LAUREL	96		
300	MR	TOPPAN LAUREL	124		
303	SF	TELA SUP	102		
305	SF	TELA SUP	102		
326	SF	BRISA PINE	148		
327	VV	BRISA PINE	86		
327	SF	BRISA PINE	148		
328	MR	FOX ELM PLANK	123		
328	MR	FOX ELM PLANK	123		
330	MR	FOX ELM PLANK	123		
335	MR	SCANDIC MAPLE	120		
336	MR	SCANDIC MAPLE	120		
337	MR	FLINT STONE	70		
338	MR	FLINT STONE	70		
339	MR	FLINT STONE	70		
341	SF	CHESTERFIELD OAK	146		
342	SF	CHESTERFIELD OAK	147		
343	MR	LIMONE	157		
343	SF	LIMONE	155		
344	MR	LACKROT	127		
345	MR	SPOT PINK	127		
346	MRC	WINE	19		
346	MR	WINE	127		
346	SF	WINE	155		
347	MR	FANTA	127		
347	SF	FANTA	155		
349	LC	SANTANA OAK	83		
350	LC	SANTANA OAK	83		
356	SF	WHITE PINE	150		
357	SF	FRENCH PINE	150		
372	NG	PRADO	32		
372	FO	PRADO	92		
372	CS	PRADO	93		
372	MR	PRADO	122		
373	MR	CANYON MONUMENT OAK	121		
373	MR	CANYON MONUMENT OAK	121		
373	SF	CANYON MONUMENT OAK	139		
374	SF	COUNTRY BEIGE	154		
375	MR	SWISS BEIGE	126		
375	SF	SWISS BEIGE	154		
381	AO	PURE WALNUT	89		
381	SF	PURE WALNUT	145		
382	AO	SHARP WALNUT	89		
382	SF	SHARP WALNUT	146		
387	LR	PLANK WOOD	157		
389	SF	PLANK WOOD	157		
390	SF	PLANK WOOD	157		
392	CH	FOREST GREEN	156		
393	MR	SAPPING VENEER	123		
394	MR	SAPPING VENEER	123		
395	MR	SAPPING VENEER	123		
396	DZ	COLOMBIAN WOOD	36		
396	RO	COLOMBIAN WALNUT	90		
397	DZ	COLOMBIAN WOOD	36		
397	RO	COLOMBIAN WALNUT	90		
402	FO	HORIZONTAL WOODY ASH	92		
402	RV	WOODY ASH	93		
414	SW	SARATOGA HICKORY	95		
415	SW	SARATOGA HICKORY	95		
416	SW	SARATOGA HICKORY	95		
417	BW	ICE BEAM WOOD	96		
418	MR	ICONIC TEAK	121		
418	LR	ICONIC TEAK	125		
420	MR	ICONIC WALNUT	121		
420	LR	ICONIC WALNUT	125		
425	LC	BRICK OAK	83		
426	LC	CONCRETE OAK	83		
446	SF	NOCE DA VINCI	150		
447	SF	NOCE DA VINCI	150		
448	SF	NOCE DA VINCI	150		
451	SF	BROWNIE	151		
452	SF	DIRTY GREY	154		
453	SF	SKYLARK BLUE	155		
454	SF	RUBY RED	155		
455	SF	PALE YELLOW	155		
456	SF	LIME	155		
461	MR	VENETO	71		
462	MR	VENETO	71		
463	HRP	HASTINGS SANDALS	85		
466	MR	HASTINGS SANDALS	125		

Design No.	Finish	Finish Name	Page	D	T1
467	BC	BLACK BEAUTY	51		
467	MR	BLACK BEAUTY	118		
468	MO	POTENT ASH	53		
468	RM	POTENT ASH	88		
469	MO	POTENT ASH	53		
469	MR	POTENT ASH	88		
470	MR	CHERRY JOE	118		
471	MR	CHERRY JOE	118		
472	BC	SHOU SUGI	50		
472	MO	SHOU SUGI	53		
473	BC	SHOU SUGI	50		
473	MO	SHOU SUGI	53		
474	SW	OXYDISED MAPLE	94		
474	MR	OXYDISED MAPLE	119		
475	SW	ALLEPPY BIRCH	48		
475	MR	ALLEPPY BIRCH	119		
476	MO	RIO ROSE	54		
476	MR	RIO ROSE	54		
477	MO	LOCUS WOOD	52		
477	HRP	LOCUS WOOD	85		
478	GM	TIVOLI	63		
478	MR	TIVOLI	63		
479	GM	TIVOLI	63		
479	MR	TIVOLI	63		
480	DO	CUSCINO	100		
481	DO	CUSCINO	100		
481	DF	CUSCINO	100		
482	LC	SAWCUT	82		
482	SF	SAW CUT	139		
483	SF	NOVOCENTO PINE	142		
484	SF	TEAK SISAM	142		
485	SF	DARK SISAM	145		
486	RM	CANYON CENTURY ELM	88		
486	MR	CANYON CENTURY ELM	117		
487	MR	CANYON CENTURY ELM	88		
487	RM	CANYON CENTURY ELM	117		
488	SF	LYON WALNUT	143		
489	SF	URBAN TEAK	138		
490	DZ	CATANIA OAK	34		
491	DZ	CATANIA OAK	34		
492	DZ	CATANIA OAK	34		
494	GZ	GREY PEARL	73		
494	GR	GREY PEARL	73		
495	MR	BLACK PEARL	73		
495	GZ	BLACK PEARL	73		
496	BC	OSLO PINE	51		
496	MR	OSLO PINE	118		
497	MR	BISCOTTI FLORA	113		
498	MR	GREY FLORA	113		
499	DZ	COSMOS	37		
499	HRP	COSMOS	84		
500	MO	CHATHAM OAK	46		
505-N	MR	OLIVE	127		
506	MR	COLD WHITE	126		
506	SF	COLD WHITE	154		
507	SF	LIGHT GREY	154		
508	SF	IVORY	154		
509	MR	CREAMY BROWN	126		
510	MR	CREAMY BROWN	126		
511	MR	POPPY PINK	127		
512	MR	TYRKIS	127		
513	MR	SEASIDE TURQUOISE	127		
514	MR	TOFFEE YELLOW	127		
515	MR	CHOCOLATE	126		
515	SF	CHOCOLATE	154		
516	LN	TABASCO	115		
517	LN	PETROL BLUE	115		
518	LN				