



ROYALÉ TOUCHÉ

Colour
YOUR WORLD.



ROYALÉ TOUCHÉ
LUXURY LAMINATES

EDITION - 1139
100 Textures | 150 New Designs



ROYALÉ TOUCHÉ



customersupport@royaletouche.com
www.royaletouche.com



PRODUCT BY
ROYALÉ TOUCHE



PAVIMENTO
WOODEN FLOORS

Available @ your nearest
ROYALÉ TOUCHE dealer

LLT - Liquid Layer Technology
Patented technology used for energy saving production of highly stable & balanced planks for a lifetime floor solution.

MADE IN GERMANY
Designed for India

SYNCHRONISED TEXTURES
The most advanced and sophisticated textures bringing to life natural wood finishes.

ISOWAXX
Patented wax protection process across all joints to prevent swelling of the flooring due to moisture.

SKIRTING
100% matching skirting made in Germany

ABRASION-RESISTANT
The highest abrasion class available worldwide of AC4 and ACS for all the floors.

VARIABLE PLANK
Different plank sizes to create a majestic yet homely effect in every room type.

MEGALOC
Adhesive free laying & dismantling system for easy installation & moving whenever required.

Maid - Free
Enjoy our beautiful low maintenance floors.

NON-FADING
Pigments with UV resistance of 6+ on the blue wool scale, assuring colour fastness for years.

V GROOVE
V Groove effect is specially colored to give the entire floor the same feel & look.

PRODUCTION
One of the largest manufacturing lines in the world for laminate flooring under one roof.

www.pavimentofloors.com

ROYALÉ TOUCHE
LUXURY LAMINATES



ABOUT US



Royale Touche luxury laminates offers some of India's finest high pressure and compact laminates and is a pioneer of luxury laminates in the country. It was started in 1978 in Wadhwan City, Gujarat. It was founded on the idea that a laminate is much more than an invisible background. It is a resilient, flexible product that has unlimited potential in surface décor. We not only reinvented the way laminates looked, but also the way people look at laminates.

We gave the laminate a complete make over with finishes and colours like never before. Suddenly the laminate was no longer just an economical, hard-wearing counter top, but a surfacing product that had texture, unparalleled designs and most importantly; character.

They featured rich, luxurious designs that added aesthetic value to interiors. They weren't just products made for architects, interior designers and end-users, but made in collaboration with them. This helped the company to create application-based collections that made it easy to match a Royale Touche laminate to the theme or colour scheme of one's room.

Each Royale Touché laminate is designed to deliver exceptional style and quality. Our laminates are manufactured at world-class facilities equipped with imported machinery from Spain and Italy. Products are created with imported design papers made from highly stable and resistant pigments which guarantee longevity and ensure that the product looks great after years of wear and tear. Each factory maintains a stock of 1500 SKU in order to achieve our 48 hour delivery promise.

Our high pressure laminates are available in over 800 designs, 100 realistic textures and 3 sizes (8x4, 10x4.25, 12x6). These products are conducive to both vertical and horizontal applications including furniture, laboratories, medical instrumentation, bathroom cubicles, exterior facades & outdoor furniture. They also perform exceptionally well in high traffic areas such as hospitality, office spaces, healthcare, retail and commercial spaces.



MADE IN GERMANY
HD PRINT



A NEW DESIGN
EVERY



BETTER ABRASION
RESISTANCE



Come home to Royalty

OUR VISION

Our vision is to change the way laminate surfaces are perceived by users all over the world. We envision becoming pioneers of modern laminates with innovation and aesthetic properties at the forefront.

OUR MISSION

At Royalé Touché our endeavor is to bring newness and positive change to everyday life. One way of doing this is by introducing a new product every 4 days. We do not believe in resting on our laurels; we strive for greatness every day and every second.

UNIQUE FEATURES



HEALTH FRIENDLY
NON FADING COLOR
UV PROTECTED



INNOVATIVE
TEXTURES



ANTI FINGER
MARK

WWW.ROYALETOUCHE.COM

CORE VALUES

- **Commitment**
We are committed to delivering great products and services, as we know our actions impact many lives within and outside our organization.
- **Integrity**
We promise to deliver only the best quality products to our client; never compromising on raw materials or procedures to deliver a "Royale" product.
- **Innovation**
We will never stop burning the midnight oil when it comes to innovating better and more feasible products for the users, who have shown immense trust in us.
- **Teamwork**
We completely understand this is not a one-man job. It is a collective effort of our leaders, employees, associates and our customers. We are committed to working towards the mutual growth of everyone associated with our organization.



SCAN QR CODE
Product Display Showroom
& find your nearest showroom



Come home to Royalty

150 SHOWROOMS | 100 TEXTURES | 850 DESIGNS

This collection of laminates have a distinct character, simply because it uses cutting edge technology, is made with an intent to create inventive forms and give complete satisfaction to its customers in terms of designs, utility and longevity. The feel of this exquisite range of laminates enamors and creates a captivating essence to add grace to your decor in every possible way with elegance and brilliance.

SPECIFICATIONS

Product : High Pressure Decorative Laminated Sheets

Size : 1220 X 2440 MM.
Thickness : 1 & 1.25 MM.

MAINTENANCE

Clean with mild soap solution or household detergent. Abrasive cleaner should not be used, Avoid direct sunlight.

RESISTANCE

To Surface wear, Immersion in boiling water, Direct impact by small diameter ball, Cigarette burns, Staining, Scratches, Colour change in Xenon Arc Light

Introducing our New Mobile App



CUSTOMER CARE: [1800 103 4 3 5 7]

ROYALÉ TOUCHÉ GROUP

401, One 42, North Tower, Nr. Iscon Ambli Road, Jayntial BRTS Bus Stop,
Swati Restaurant Building, Bodakdev, Ahmedabad, INDIA
Phone: +91 79 40017979
E-mail: sales@royaletouche.com | www.royaletouche.com

Call our Toll Free Customer Helpline for any assistance.

1 8 0 0 1 0 3 4 3 5 7
1 8 0 0 1 0 3 H E L P

FINISH INDEX



1 AMERICAN BARK (AB)
The flamboyance of these designs definitely carry a lot of substance.

1112	1322			1.25 MM
	1323			Page 37

2 AFRICAN LUMBER (AL)
Bringing to you the rage of a spectacular mien to include within your living spaces.

	1466			1.25 MM
				Page 26

3 AQUARIUS (AR)
The wavy overcast surface feels other-worldly.

1161	1620			1.25 MM
1162	1630			Page 18

4 AMAZON SPRING (AS)
Scattered patterns that impress.

1669	1675			1.25 MM
1670	1676			Page 23/25

5 BELLAGIO (BG)
Stunning flair of sturdiness.

1635	1641	1654		1.25 MM
1637	1642	1655		Page 18/21

6 BUCKSKIN LEATHER (BL)
Presenting the original feel and aesthetic of leather.

	1643			1.25 MM
	1644			Page 22

7 BARRIER REEF (BR)
Engraved to give an enrapturing feel.

	1653			1.25 MM
	1685			Page 25

8 BANYAN TREE (BT)
A medley of nature and from.

1470	1490			1.25 MM
1471	1491			Page 37
	1492			

9 CEMENTO (CE)
The grainy texture gives you an exotic sandy feel.

	1551			1.25 MM
	1552			Page 18
	1553			

10 CANVAS (CV)
An open canvas for your eccentric ambiance.

1571	1621	1624		1.25 MM
1572	1622			Page 22/34
1573	1623			

11 CRYSTAL (CRY)
A solid and crystalline marvel is here.

1104	1171	1201	1225	1252
1105	1172	1202	1226	1253
1111	1173	1203	1227	1254
1112	1174	1204	1234	1255
1119	1175	1205	1235	1256
1120	1176	1206	1238	1257
1123	1177	1207	1239	1258
1161	1178	1208	1240	1259
1162	1179	1209	1242	1260
1163	1180	1210	1243	1261
1164	1181	1211	1244	1262
1165	1182	1212	1245	1263
1166	1183	1213	1246	1264
1167	1184	1214	1247	
1168	1185	1215		1.25 MM
1169	1186	1221		Page 1 To 8
1170	1187	1222		

12 CRYSTAL MATTY + (MATTY)
The elegance of matt redefined. Matt is what matters.

1104	1180	1248	1258	1.25 MM
1123	1181	1249	1259	Page 13/14
1166	1185	1250		
1176	1186	1251		

13 CRYSTAL Z + AUTUM GOLD (AG)
Linear finesse presents a unique flair.

	1228			1.25 MM
	1229			Page 12
	1230			

14 CRYSTAL Z + ARTEMIS (AM)
A design mesh that mesmerizes.

1129	1175	1180		1.25 MM
	1177	1183		Page 9
	1179			

15 CRYSTAL Z + BELLAGIO (BG)
Stunning flair of sturdiness.

	1214			1.25 MM
	1215			Page 8
	1240			

16 CRYSTAL Z + BARRIER REEF (BR)
Engraved to give an enrapturing feel.

	1210			1.25 MM
	1211			Page 12
	1212			

17 CRYSTAL Z + MORNING GLORY (MG)
Mesmerising metal brush finish.

1191	1196	1258		1.25 MM
1193	1197	1259		Page 10
1194	1198	1260		

18 CRYSTAL Z + PYRAMID (PM)
Ancient beauty captured in a truly modern landscape.

1129	1177	1196		1.25 MM
1174	1179	1197		Page 10
1175	1193	1198		

19 CRYSTAL Z + SUNSHINE SAND (SS)
Doting fervor of magnificence.

1112	1163	1175	1184	1.25 MM
	1166		1185	Page 9

20 CRYSTAL Z+ SPRING VALLEY (SV)
Rugged touch of resplendency.

1213	1264			1.25 MM
1227				Page 11
1241				

21 CRYSTAL Z + TEAL TWIST (TT)
Evolving trending patterns.

1216	1219	1231		1.25 MM
1217	1220	1232		Page 11/12
1218		1233		

22 CRYSTAL Z + VINTAGE (VG)
The subtle elegance of the texture is only surpassed by the gracious feel of it.

	1261			1.25 MM
	1262			Page 15
	1263			

23 DEW DROP (DD)
The Dew Drops from early morning beautifying your space.

	1446			1.25 MM
				Page 19

24 DOMINO LEATHER (DL)
Leathered feel of luxury.

1106	1370	1542		1.25 MM
1112		1543		Page 36
		1544		

25 ENERGY (EG)
The vivacious feel of these lively surfaces create interesting vibrancy.

1106	1164			1.25 MM
	1166			Page 34

26 ELENZA OAK (EO)
An air of dazzling designs add a splash of scintillating impression.

	1344			1.25 MM
	1345			Page 37

27 EARTH SONG (ES)
Woody grains galore.

1678	1682	1690	1699	1.25 MM
1679	1683	1697	1700	Page 24/31
1681	1684	1698		

28 FUSION LEATHER (FL)
This combination of leather is an enigma.

1119	1370			1.25 MM
1120				Page 36

29 FENNEL OAK (FO)
Engraving perfection with ease.

1123	1680			1.25 MM
	1686			Page 23
	1687			

30 FANTASY TOUCHE (FT)
A dark wonder with horizontal bars of grace.

1495	1507	1709	1712	1.25 MM
1496	1530	1710		Page 29
1497		1711		

31 GALAXY BLACK (GB)
Feel an elegance that's above the rest, creating a verve of versatility and elan.

1556	1559	1616		1.25 MM
1557		1617		Page 17
1558				

32 GLACIER CUT (GC)
This article takes on the grayish hue immaculately.

1152	1525			1.25 MM
	1590			Page 18
	1591			

33 GLASS MATRIX (GM)
Abstract symmetry of perfection.

1358	1512			1.25 MM
	1513			Page 34
	1514			

34 GREEK STONE (GS)
This sophisticated beauty is inspired by Greek Stones.

1475	1554	1633	1701	1.25 MM
1476	1555		1702	Page 19

35 HAMMER TONE (HT)
These designs cultivate niche feel that is long-lasting and durable.

1338	1363	1428		1.25 MM
1339	1365	1442		Page 19/21/35
1340	1378	1443		

36 HD PRINT (HD)
An abstract art form that defies high definition.

7001	7011	7021	7031	1.25 MM
7002	7012	7022	7032	Page I - XXII
7003	7013	7023	7033	
7004	7014	7024	7034	
7005	7015	7025	7035	
7006	7016	7026	7036	
7007	7017	7027	7037	
7008	7018	7028	7038	
7009	7019	7029		
7010	7020	7030		

37 HORIZONTAL TUSCAN ROSE (HTR)
It's Tuscan Rose, but this time it's horizontal.

1433	1618			1.25 MM
1434	1619			Page 29/30
1435				

38 ICE BLUE (IB)
A feel of spectacular grace is prominent in these Ice Blue textures.

1161	1614			1.25 MM
	1629			Page 21
	1630			

39 JUTE (JT)
Fabric substantiated with fine finesse.

1645	1647			1.25 MM
1646	1648			Page 22

40 KING'S PINE (KP)
Elemental textures & tones look surreal.

1321	1531	1547	1638	1.25 MM
1322	1532	1548	1639	Page 28
1429			1640	

FINISH INDEX

41 LIME GROVE (LG)
Smart registered emboss of wood.

1661	1663			1.25 MM
1662	1664			Page 26

42 LINEN (LN)
Choose your beloved fabric for your décor.

1426	1560			1.25 MM
1427	1561			Page 22
	1562			

43 LUSH (LS)
The plush feel of the surface recreates an essence of opulence and richness galore.

1102	1112	1413	1438	1.25 MM
1104	1119	1414	1467	Page 32/35/38
1105	1120	1436		
1111	1129	1437		

44 MICRO FIBER (MF)
A dark fantasy of natural eminence.

1317	1394	1447		1.25 MM
1336	1395	1448		Page 32/34
1337		1449		

45 MIKADO (MK)
This light shade of wood exudes finesse.

1458	1478			1.25 MM
1459	1479			Page 30/37

46 MYSTICAL LINE (ML)
It looks charismatic when blended with the traditional juxtapositions.

	1380			1.25 MM
	1381			Page 35

47 MONSOON MOOD (MM)
Capturing the essence of first rains within it elegant form.

1703	1706			1.25 MM
1704	1707			Page 38
1705	1708			

48 METROPOLIS (MP)
Blend into nature's brilliance.

1656	1658			1.25 MM
1657	1659			Page 26

49 MARQUISE (MQ)
The abstract textures bring about a resplendent effect.

1104	1380			1.25 MM
1112	1395			Page 36
1171				

50 MATRIX (MR)
The greenish tone brings freshness all around.

1587	1628			1.25 MM
1588				Page 21
1589				

51 MUSTANG (MT)
The stone surface is a minimalistic masterpiece.

1538	1660			1.25 MM
1539				Page 19

52 NO MARKS (NM)
Witness the versatile feel of designs that are anti fingerprint with zero gloss.

8001	8004	8007	8010	1.25 MM
8002	8005	8008	8011	Page 16
8003	8006	8009	8012	

53 NO MARKS BUCKSKIN LEATHER (BL)
Presenting the original feel and aesthetic of leather.

8001	8007	8010		1.25 MM
8002	8008	8011		Page 16
8005	8009	8012		

54 OXFORD CLOTH (OC)
Interwoven with elegance.

1651	1691			1.25 MM
1652	1692			Page 22

55 OLD PAINT (OP)
Sometimes older things become timeless.

1595	1598	1601	1612	1.25 MM
1596		1602	1631	Page 27
1597		1603	1632	

56 ON THE ROCKS (OR)
The rugged feel of these sturdy designs create a bold and well-defined element.

1520	1523	1613		1.25 MM
1521	1604</			

FINISH INDEX

62	RAWHIDE LEATHER (RL)				1.25 MM
	Its natural and unabashed texture is inspiring.				
1112	1367	1460	1500		
	1369	1461			Page 34/36

63	ROYALE MATT (RM)				1.25 MM
	Smooth surfaces for a touch of modern charm.				
	1420				
	1421				Page 20
	1422				

64	RIVERA OAK (RO)				1.25 MM
	The character of Oak comes out impeccably in this one.				
	1581				
	1582				Page 32
	1583				

65	ROCKY ROAD (RR)				1.25 MM
	A modish design that gives a desired impact and efficacy is here to stay.				
	1457				
					Page 35

66	RUSTICA (RT)				1.25 MM
	Embrace the charm of this rustic article.				
	1649				
	1650				Page 26

67	SPRING BLOSSOM (SB)				1.25 MM
	Matt surface feels majestic with wood grains.				
1388	1533	1549			
1389	1534	1550			Page 32

68	SPICE OAK (SO)				1.25 MM
	The sophisticated demeanor of these sleek textures create a tremendous impact.				
1112	1321	1401			
		1402			Page 37
		1429			

69	SAND PIPER (SP)				1.25 MM
	This surface heightens the real feel of wood.				
1327	1487				
1328	1488				Page 35
	1489				

70	SPRING VALLEY (SV)				1.25 MM
	Rugged touch of resplendency.				
1665	1667				
1666	1668				Page 23

71	TROPICAL CUT (TC)				1.25 MM
	A gift of nature from the tropics.				
1407	1430	1527			
1408	1432	1528			Page 28
	1526	1529			

72	TIMBER LAND (TL)				1.25 MM
	Wow! Nature's elements are exceptional.				
1112	1433				
	1434				Page 30
	1435				

73	TUSCAN ROSE (TR)				1.25 MM
	A wooden specialty of the Tuscan region.				
1563	1618				
1564	1619				Page 29/30
1565					

74	TURKISH VENEER (TV)				1.25 MM
	The timeless beauty of wood captured to perfection.				
1680	1693	1696			
1688	1694				Page 25
1689	1695				

75	THUNDER WENGE (TW)				1.25 MM
	Wenge is versatile and gives a feeling of all encompassing grandeur.				
	1388				
	1389				Page 37

76	VICTORIAN STONE (VS)				1.25 MM
	The perfect blend of victorian and modern excellence.				
1574	1615				
1575					Page 21
1576					

77	VELVETY WOOD (VW)				1.25 MM
	Go ahead, feel nature's refined texture.				
1508	1566	1611	1673		
1511	1567	1671	1674		Page 31
	1672				

78	WILD BERRY (WB)				1.25 MM
	Brought to you straight from the wilderness.				
1112	1583	1592	1600		
		1593			Page 27
		1594			

1.00 MM | 1.00 MM

79	ART WOOD (AW)				1.00 MM
	The solid shade of espresso brown reverberates within your interior décor.				
132	491	839			
	492				Page 41

80	BRITISH OAK (BO)				1.00 MM
	The rage of this voguish finish is here to stay for long.				
	53				
	54				Page 42

81	BARK WOOD (BW)				1.00 MM
	Inspired from nature, crafted to perfection.				
	538				
	539				Page 48
	540				

82	CHOCOLATE BAR (CB)				1.00 MM
	The eminence of these radiant forms of urbanity.				
33	132				
					Page 50

83	CRISS CROSS (CC)				1.00 MM
	The structure has a royal charm full of grandeur.				
460	462				
461	463				Page 50

84	CHIFFON (CF)				1.00 MM
	The surface embraces all that's classy with a definite streak of modernity.				
26	168	230	482	903	
27	169	231	483	904	
39	171	233	484	905	
40	183	234	485	923	
41	184	235	486	935	
48	187	236	487	943	
053A	203	250	488	950	
053D	206	301	489	952	
103	207	302	490	953	
106	209	440	491	986	
109	213	464	492	987	
114	214	465	508	992	
117	215	470	509		
117A	216	471	521		
127	217	472	563		
129	218	473	583		
131	219	474	589		
132	220	475	597		
138	221	476	598		
150	223	477	812		
152	224	478	813		
155	226	479	829	1.00 MM	
158	228	480	839	Page	
166	229	481	880	52 To 56	

85	COUNTRY MATT (CM)				1.00 MM
	Smooth Matt which enhances your space with subtlety.				
132	250				
					Page 52

86	CONGO TIMBER (CT)				1.00 MM
	The fabulous backdrop is well-defined showing a fine character and form.				
986					
987					Page 41
988					

87	CANVAS (CV)				1.00 MM
	The subtlety of this earthen canvas emanates dignity.				
442	455	532			
443					Page 41/51

88	CHARCOAL WOOD (CW)				1.00 MM
	The mahogany mesmerizes your being transforming your spaces to modernity.				
954					
					Page 40

89	ELORA PINE (EP)				1.00 MM
	The rustic surfaces have a raw appeal of panache style that's innate.				
996					
997					Page 39
998					

90	EXOTIC WOOD (EW)				1.00 MM
	A Smart choice for those who have a knack for great design décor.				
958					
959					Page 39
960					

91	HERITAGE BARK (HB)				1.00 MM
	Bohemian patterns create an ecstatic feel wherever its placed.				
412	937				
	938				Page 41
	939				

92	HONEY COMB (HC)				1.00 MM
	Captivating & alluring textures.				
132	905				
					Page 45

93	HORIZONTAL RAIN DROPS (HRD)				1.00 MM
	The splendor of wood is in totality.				
56	423	459	979	1.00 MM	
57	456	903	980	Page	
421	457	904		44/47/48	
422	458	905			

94	JAIPUR DREAMS (JD)				1.00 MM
	The elaborative essence of this smart design changes the space perspective.				
408					
409					Page 41

95	JUNGLE WOOD (JW)				1.00 MM
	Combine this dark hue with an earthen backdrop and create a captivating essence.				
48	50	58			
	51	59			Page 45
	52	60			

96	LIME STONE (LM)				1.00 MM
	Robust & Strong form & function.				
466	525	537			
	526				Page 50
	527				

97	MODERN STROKES (MS)				1.00 MM
	Imprints of dignity and defined demeanor of an extensive form.				
	955				
	956				Page 39
	957				

98	MOROCCAN VENEER (MV)				1.00 MM
	Grab the briskness of this sleek brown surfaces.				
436	440	533			
437	485				Page 43

99	MAYAN WOOD (MW)				1.00 MM
	The quintessential essence of the wood that elaborates elegance.				
254	256				
255	257				Page 39

100	NATURAL CUT (NC)				1.00 MM
	Nature in its true form.				
	964				
	965				Page 40
	966				

101	PU (PU)				1.00 MM
	This surface with its glossy texture fills your space with charisma.				
27	253	468	718	1.00 MM	
053D	410	469	719A	Page	
58	411	488		46/49	
60	413	504			
129	414	506			
132	415	507			
138	419	525			
231	420	526			
236	425	527			
250	466	531			
251	467	533			

102	PRISTINE TIMBER (PT)				1.00 MM
	The grace of timber encompassed.				
	260				
					Page 43

103	RAW VENEER (RV)				1.00 MM
	Light grain brilliance has an ethereal nature.				
	936A				
					Page 41

104	RAIN DROP (RD)				1.00 MM
	The splendor of wood is in totality.				
26	63	430A	938	1.00 MM	
27	64	431	978	Page	
31	65	432	989	44/45	
33	132	433	993	48	
34		510	995		
35		536			
36					
37					

105	RETRO WOOD (RW)				1.00 MM
	Splendid & stunning aura.				
478	513	515	517	1.00 MM	
479	514	516	518	Page	

1.25MM INDEX CRYSTAL

Design No.	Finish Name	Page No.
1104	CRYSTAL	2
1104	CRYSTAL MATTY +	13
1105	CRYSTAL	2
1111	CRYSTAL	2
1112	CRYSTAL	1
1112	CRYSTAL Z + SS	9
1119	CRYSTAL	1
1120	CRYSTAL	1
1123	CRYSTAL	1
1123	CRYSTAL MATTY +	13
1129	CRYSTAL Z + AM	9
1129	CRYSTAL Z + PM	10
1161	CRYSTAL	1
1162	CRYSTAL	1
1163	CRYSTAL	1
1163	CRYSTAL Z + SS	9
1164	CRYSTAL	1
1165	CRYSTAL	1
1166	CRYSTAL	1
1166	CRYSTAL Z + SS	9
1166	CRYSTAL MATTY +	13
1167	CRYSTAL	1
1168	CRYSTAL	1
1169	CRYSTAL	2
1170	CRYSTAL	2
1171	CRYSTAL	1
1172	CRYSTAL	1
1173	CRYSTAL	2
1174	CRYSTAL	2
1174	CRYSTAL Z + PM	10
1175	CRYSTAL	2
1175	CRYSTAL Z + SS	9
1175	CRYSTAL Z + AM	9
1175	CRYSTAL Z + PM	10
1176	CRYSTAL	2
1176	CRYSTAL MATTY +	13
1177	CRYSTAL	2
1177	CRYSTAL Z + AM	9
1177	CRYSTAL Z + PM	10
1178	CRYSTAL	2
1179	CRYSTAL	2
1179	CRYSTAL Z + AM	9
1179	CRYSTAL Z + PM	10
1180	CRYSTAL	2
1180	CRYSTAL Z + AM	9
1180	CRYSTAL MATTY +	13
1181	CRYSTAL	1
1181	CRYSTAL MATTY +	13
1182	CRYSTAL	2
1183	CRYSTAL	2
1183	CRYSTAL Z + AM	9
1184	CRYSTAL	2
1184	CRYSTAL Z + SS	9
1185	CRYSTAL	1
1185	CRYSTAL Z + SS	9
1185	CRYSTAL MATTY +	13
1186	CRYSTAL	2
1186	CRYSTAL MATTY +	13
1187	CRYSTAL	2
1191	CRYSTAL Z + MG	10
1193	CRYSTAL Z + MG	10
1193	CRYSTAL Z + PM	10
1194	CRYSTAL Z + MG	10
1196	CRYSTAL Z + MG	10
1196	CRYSTAL Z + PM	10
1197	CRYSTAL Z + MG	10
1197	CRYSTAL Z + PM	10
1198	CRYSTAL Z + MG	10
1198	CRYSTAL Z + PM	10
1201	CRYSTAL	4
1202	CRYSTAL	4
1203	CRYSTAL	8
1204	CRYSTAL	8
1205	CRYSTAL	5
1206	CRYSTAL	5
1207	CRYSTAL	5
1208	CRYSTAL	7
1209	CRYSTAL	7
1210	CRYSTAL	3
1210	CRYSTAL Z + BR	12
1211	CRYSTAL	3
1211	CRYSTAL Z + BR	12
1212	CRYSTAL	3
1212	CRYSTAL Z + BR	12
1213	CRYSTAL	2
1213	CRYSTAL Z + SV	11
1214	CRYSTAL	7
1214	CRYSTAL Z + BG	8
1215	CRYSTAL	7

Design No.	Finish Name	Page No.
1215	CRYSTAL Z + BG	8
1216	CRYSTAL Z + TT	11
1217	CRYSTAL Z + TT	11
1218	CRYSTAL Z + TT	12
1219	CRYSTAL Z + TT	12
1220	CRYSTAL Z + TT	12
1221	CRYSTAL	4
1222	CRYSTAL	4
1225	CRYSTAL	7
1226	CRYSTAL	7
1227	CRYSTAL	4
1227	CRYSTAL Z + SV	11
1228	CRYSTAL Z + AG	12
1229	CRYSTAL Z + AG	12
1230	CRYSTAL Z + AG	12
1231	CRYSTAL Z + TT	11
1232	CRYSTAL Z + TT	11
1233	CRYSTAL Z + TT	11
1234	CRYSTAL	4
1235	CRYSTAL	4
1238	CRYSTAL	8
1239	CRYSTAL	8
1240	CRYSTAL	7
1240	CRYSTAL Z + BG	8
1241	CRYSTAL Z + SV	11
1242	CRYSTAL	3
1243	CRYSTAL	3
1244	CRYSTAL	3
1245	CRYSTAL	3
1246	CRYSTAL	3
1247	CRYSTAL	4
1248	CRYSTAL MATTY +	14
1249	CRYSTAL MATTY +	14
1250	CRYSTAL MATTY +	14
1251	CRYSTAL MATTY +	14
1252	CRYSTAL	5
1253	CRYSTAL	5
1254	CRYSTAL	5
1255	CRYSTAL	5
1256	CRYSTAL	5
1257	CRYSTAL	5
1258	CRYSTAL	1
1258	CRYSTAL Z + MG	10
1258	CRYSTAL MATTY +	13
1259	CRYSTAL	1
1259	CRYSTAL Z + MG	10
1259	CRYSTAL MATTY +	13
1260	CRYSTAL	1
1260	CRYSTAL Z + MG	10
1261	CRYSTAL	6
1261	CRYSTAL Z + VG	15
1262	CRYSTAL	6
1262	CRYSTAL Z + VG	15
1263	CRYSTAL	6
1263	CRYSTAL Z + VG	15
1264	CRYSTAL	4
1264	CRYSTAL Z + SV	11

NO MARKS

8001	NM	16
8001	NM-BL	16
8002	NM	16
8002	NM-BL	16
8003	NM	16
8004	NM	16
8005	NM-BL	16
8005	NM	16
8006	NM	16
8007	NM	16
8007	NM-BL	16
8008	NM	16
8008	NM-BL	16
8009	NM	16
8009	NM-BL	16
8010	NM	16
8010	NM-BL	16
8011	NM	16
8011	NM-BL	16
8012	NM-BL	16
8012	NM	16

OTHER FINISHES

1102	LS	38
1104	LS	38
1104	MQ	36
1105	LS	38
1106	PD	21
1106	EG	34
1106	DL	36

Design No.	Finish Name	Page No.
1111	LS	38
1112	LS	38
1112	WB	27
1112	TL	30
1112	RL	36
1112	DL	36
1112	MQ	36
1112	SO	37
1112	AB	37
1112	PA	37
1119	LS	38
1119	FL	36
1120	LS	38
1120	FL	36
1123	PD	21
1123	FO	23
1129	LS	38
1152	GC	18
1161	AR	18
1161	IB	21
1162	AR	18
1164	EG	34
1166	EG	34
1171	MQ	36
1172	PD	21
1317	MF	32
1321	KP	28
1321	SO	37
1322	AB	37
1323	AB	37
1327	SP	35
1328	SP	35
1331	PU	20
1333	PU	20
1334	PU	20
1335	PU	20
1336	MF	32
1337	MF	32
1338	HT	35
1339	HT	35
1340	HT	35
1344	EO	37
1345	EO	37
1351	PU	33
1352	PU	33
1358	GM	34
1363	HT	19
1365	HT	19
1365	PU	20
1367	RL	36
1369	RL	36
1370	PD	21
1370	DL	36
1370	FL	36
1378	HT	35
1380	PU	33
1380	ML	35
1380	MQ	36
1381	PU	33
1381	ML	35
1385	PU	34
1386	PU	34
1388	SB	32
1388	TW	37
1389	SB	32
1389	TW	37
1390	PU	33
1391	PU	33
1394	MF	32
1395	KP	28
1395	MF	32
1395	MQ	36
1401	SO	37
1402	SO	37
1407	TC	28
1408	TC	28
1409	PU	33
1410	PA	37
1411	PA	37
1412	PA	37
1413	LS	32
1414	LS	32
1420	RM	20
1421	RM	20
1422	RM	20
1426	LN	22
1427	LN	22
1428	HT	35
1429	KP	28

Design No.	Finish Name	Page No.
1429	SO	37
1430	TC	28
1432	TC	28
1433	TL	30
1433	HTR	30
1434	TL	30
1434	HTR	30
1435	TL	30
1435	HTR	30
1436	LS	35
1437	LS	35
1438	LS	35
1442	HT	21
1443	HT	21
1446	DD	19
1447	MF	34
1448	MF	34
1449	MF	34
1457	RR	35
1458	MK	37
1459	MK	37
1460	RL	34
1461	RL	34
1462	RL	34
1466	AL	26
1467	LS	35
1470	BT	37
1471	BT	37
1475	GS	19
1476	GS	19
1478	MK	30
1479	MK	30
1485	PU	33
1486	PU	33
1487	SP	35
1488	SP	35
1489	SP	35
1490	BT	37
1491	BT	37
1492	BT	37
1495	FT	29
1496	FT	29
1497	FT	29
1500	RL	34
1502	RD	32
1503	PU	33
1507	FT	29
1508	VW	31
1511	VW	31
1512	GM	34
1513	GM	34
1514	GM	34
1520	OR	17
1521	OR	17
1522	OR	17
1523	OR	17
1524	PU	20
1525	GC	18
1525	PU	20
1526	TC	28
1527	TC	28
1528	TC	28
1529	TC	28
1530	FT	29
1531	KP	28
1532	KP	28
1533	SB	32
1534	SB	32
1538	MT	19
1539	MT	19
1542	DL	36
1543	DL	36
1544	DL	36
1547	KP	28
1548	KP	28
1549	SB	32
1550	SB	32
1551	CE	18
1552	CE	18
1553	CE	18
1554	GS	19
1554	PU	20
1555	GS	19
1555	PU	20
1556	GB	17
1557	GB	17
1558	GB	17
1559	GB	17
1560	LN	22

Design No.	Finish Name	Page No.
1561	LN	22
1562	LN	22
1563	TR	30
1564	TR	30
1565	TR	30
1566	VW	31
1567	VW	31
1571	CV	34
1572	CV	34
1573	CV	34
1574	VS	21
1575	VS	21
1576	VS	21
1577A	PU	33
1578	PU	33
1579	PU	33
1580	PU	33
1581	RO	32
1582	RO	32
1583	WB	27
1583	RO	32
1587	MR	21
1588	SV	23
1589	MR	21
1590	GC	18
1590	PU	33
1591	GC	18
1592	WB	27
1593	WB	27
1594	WB	27
1595	OP	27
1596	OP	27
1597	OP	27
1598	OP	27
1600	WB	27
1601	OP	27
1602	OP	27
1603	OP	27
1604	OR	17
1605	OR	17
1606	PU	20
1607	PU	20
1608	PH	30
1609	PH	30
1610	PH	30
1611	VW	31
1612	OP	27
1613	OR	17
1613	PU	20
1614	IB	21
1615	VS	21
1616	GB	17
1617	GB	17
1618	HTR	29
1618	TR	29
1618	PU	33
1619	HTR	29
1619	TR	29
1619	PU	33
1620	AR	18
1621	CV	22
1622	CV	22



1.00MM INDEX


Design No.	Finish Name	Page No.
26	RD	44
26	CF	54
27	RD	44
27	PU	46
27	CF	54
31	RD	45
33	RD	45
33	CB	50
34	RD	44
35	RD	44
36	RD	44
37	RD	44
39	CF	54
40	CF	54
41	CF	54
48	SW	40
48	JW	45
48	CF	55
50	JW	45
51	JW	45
52	JW	45
53	BO	42
053A	CF	52
053D	CF	52
053D	PU	49
54	BO	42
56	HRD	44
57	HRD	44
58	JW	45
58	PU	46
59	JW	45
60	JW	45
60	PU	46
63	RD	48
64	RD	48
65	RD	48
103	CF	52
106	CF	52
109	CF	52
111	SM	51
114	CF	52
117	CF	52
117A	CF	52
127	CF	52
129	PU	49
129	SM	51
129	CF	52
131	CF	52
132	AW	41
132	WD	42
132	RD	45
132	HC	45
132	PU	49
132	CB	50
132	SM	51
132	CF	52
132	CM	52
138	PU	49
138	CF	52
150	CF	52
152	CF	52
155	CF	52
158	CF	52
166	CF	52
168	CF	52
169	CF	52
171	CF	52
183	CF	52
184	SM	51
184	CF	52
187	CF	52
203	CF	52
206	CF	52
207	CF	52
209	CF	52
213	CF	52
214	CF	52
215	CF	52
216	CF	52
217	CF	52
218	CF	52
219	CF	52
220	CF	52
221	CF	52
223	CF	52
224	CF	52
226	CF	52
228	CF	52
229	CF	52

Design No.	Finish Name	Page No.
230	CF	52
231	PU	49
231	CF	52
233	CF	52
234	CF	52
235	CF	52
236	PU	49
236	CF	52
238	SM	51
239	SM	51
250	PU	49
250	CF	52
250	CM	52
251	PU	46
253	PU	46
254	MW	39
255	MW	39
256	MW	39
257	MW	39
260	PT	43
263	SN	43
264	ST	51
265	ST	51
301	CF	56
302	CF	56
401	SN	43
402	SN	43
403A	SN	43
404	SN	43
407	SN	43
408	JD	41
409	JD	41
410	PU	49
411	PU	49
412	HB	41
413	PU	46
414	PU	46
415	PU	46
419	PU	46
420	PU	46
421	HRD	48
422	HRD	48
423	HRD	48
424	SW	40
425	PU	49
425	SM	50
430A	RD	44
431	RD	44
432	RD	44
433	RD	44
436	MV	43
437	MV	43
440	MV	43
440	CF	55
442	CV	51
443	CV	51
446	SM	51
447	SM	51
448	SM	50
449	SM	50
450	SM	50
451	SM	50
454	SW	40
455	CV	41
456	HRD	47
457	HRD	47
458	HRD	47
459	HRD	47
460	CC	50
461	CC	50
462	CC	50
463	CC	50
464	CF	56
465	CF	56
466	PU	49
466	LM	50
467	PU	49
468	PU	49
469	PU	49
470	CF	54
471	CF	54
472	CF	55
473	CF	55
474	CF	53
475	CF	53
476	CF	53
477	CF	53
478	RW	47
478	CF	56

Design No.	Finish Name	Page No.
479	RW	47
479	CF	56
480	CF	56
481	CF	53
482	CF	53
483	SN	43
483	CF	54
484	SN	43
484	CF	54
485	MV	43
485	CF	54
486	CF	54
487	CF	53
488	PU	46
488	CF	53
489	CF	53
490	CF	53
491	AW	41
491	CF	53
492	AW	41
492	CF	53
493	SF	55
494	SF	55
495	SF	55
496	SF	55
497	SF	55
498	SF	54
499	SF	55
501	TO	42
502	TO	42
503	TO	42
504	TO	42
504	PU	46
505	TO	42
506	TO	42
506	PU	46
507	TO	42
507	PU	46
508	CF	56
509	CF	56
510	RD	44
511	SM	51
512	SM	51
513	RW	47
514	RW	47
515	RW	47
516	RW	47
517	RW	47
518	RW	47
519	TO	42
520	TO	42
521	CF	55
522	SW	40
523	SW	40
524	SW	40
525	PU	49
525	LM	50
526	PU	49
526	LM	50
527	PU	49
527	LM	50
528	SM	51
529	SM	51
531	PU	49
532	CV	51
533	MV	43
533	PU	46
534	SM	51
535	SM	51
536	RD	45
537	LM	50
538	BW	48
539	BW	48
540	BW	48
563	CF	54
583	WD	42
583	CF	54
589	CF	53
597	CF	53
598	CF	53
601	SF	56
602	SF	55
603	SF	55
718	PU	49
719A	PU	49
812	CF	53
813	CF	53
829	CF	55
839	AW	41

Design No.	Finish Name	Page No.
839	CF	55
880	CF	53
903	HRD	48
903	CF	56
904	HRD	48
904	CF	56
905	HC	45
905	HRD	48
905	CF	56
923	CF	54
935	CF	55
936A	RV	41
937	HB	41
938	HB	41
938	RD	44
939	HB	41
943	CF	54
950	CF	55
952	CF	54
953	CF	54
954	CW	40
955	MS	39
956	MS	39
957	MS	39
958	EW	39
959	EW	39
960	EW	39
961	SW	40
962	SW	40
964	NC	40
965	NC	40
966	NC	40
978	RD	44
979	HRD	48
980	HRD	48
986	CT	41
986	CF	56
987	CT	41
987	CF	56
988	CT	41
989	RD	44
990	SN	43
991	SN	43
992	WD	42
992	CF	55
993	RD	45
995	RD	45
996	EP	39
997	EP	39
998	EP	39

ROYAL IN CLASSY LAMINATES		0.80 MM
62	RN-CF	57
69	RN-CF	57
70	RN-CF	57
71	RN-CF	57
72	RN-CF	57
73	RN-CF	57
74	RN-CF	57
75	RN-CF	57
76	RN-CF	57
77	RN-CF	57
78	RN-CF	57
79	RN-CF	57
80	RN-CF	57
81	DJ	57
82	DJ	57
83	RN-CF	57
91	RN-CF	57
92	RN-CF	57





HD PRINTS

Royalé Touché for the 1st time in India introduces its entire range of extremely High Definition Digital Designs printed on the 1st PALIS 2250 machine in the world. These designs from Schattdecor Germany have an unprecedented sharpness of 1200 dpi (dots per inch) which provides a life like picture of the landscape. The inks used have the highest international standard of 6 on the blue wool lightfastness scale which prevents fading even after years of use.




Thickness: 1.25 MM
Size: 1220 x 2440MM

MRP.: ₹3800
Inclusive of GST.

Notice: All the decors shown in the catalogue, are decors with Copyright Schattdecor, Germany & no other party is allowed to copy or reprint the same. printing, copying or stocking of the same, without permission of Schattdecor is a punishable offence.




HD - 7001
CRISTALLO



Thickness
1.25 MM

W: 1220MM
H: 2440MM

Finish
SOFT
MATT



Thickness
1.25 MM

W: 1220MM
H: 2440MM


Finish
HIGH
GLOSS



HD - 7002
BARCELONA



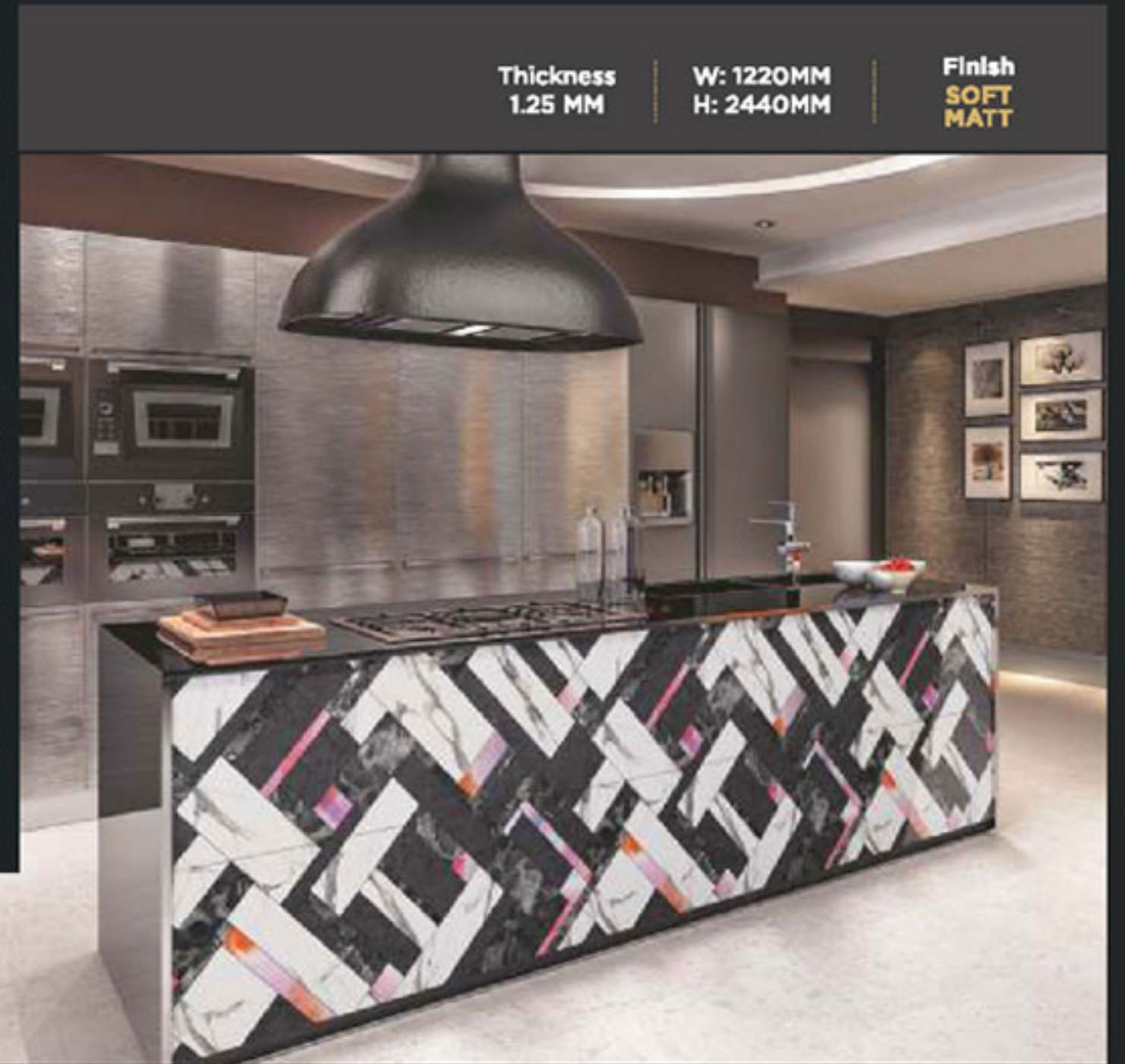
HD - 7003
WASABI




Thickness 1.25 MM | W: 1220MM | H: 2440MM | Finish STONE



HD - 7005
TREASURE CHEST



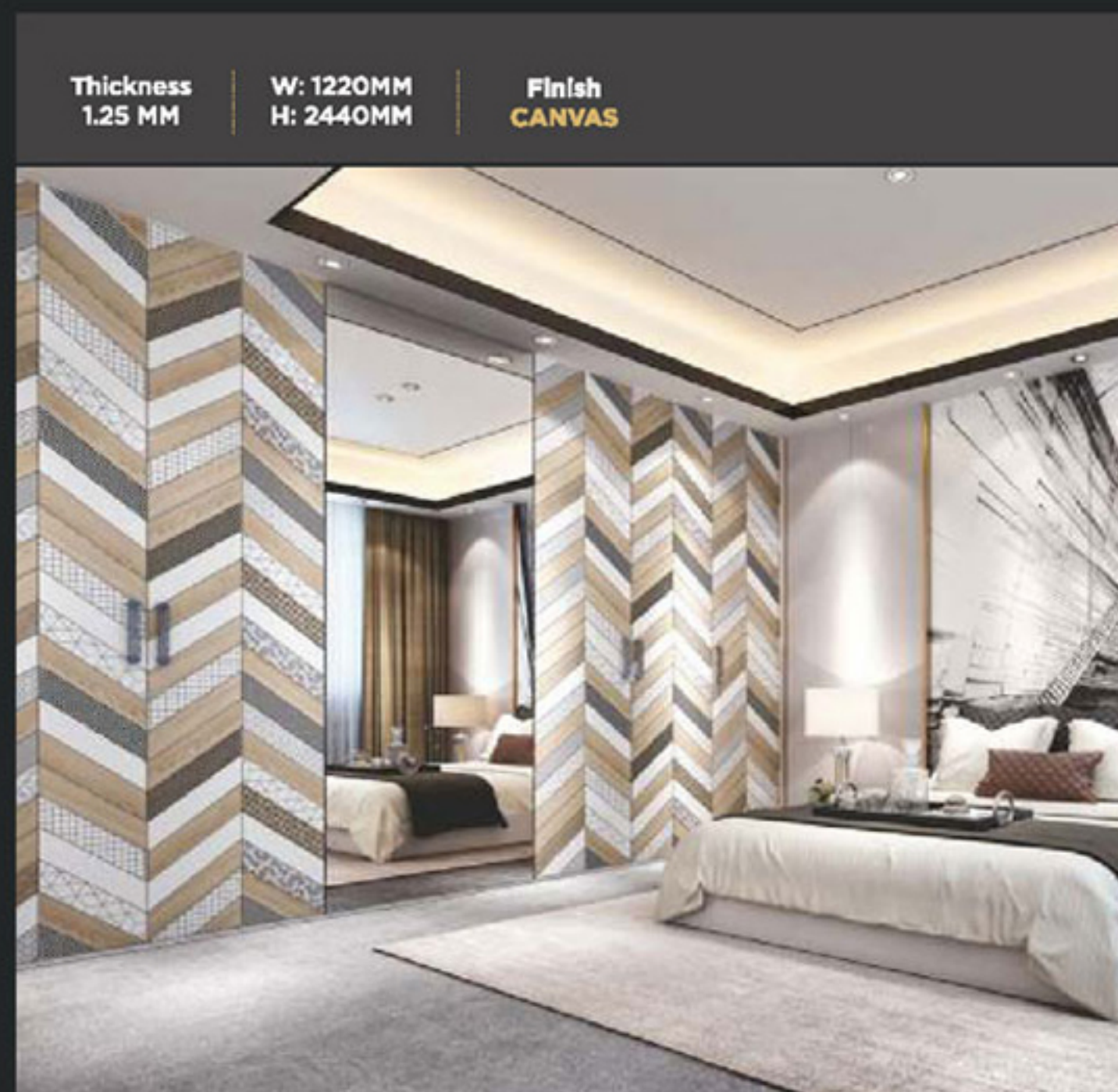
Thickness 1.25 MM | W: 1220MM | H: 2440MM | Finish SOFT MATT



Thickness 1.25 MM | W: 1220MM | H: 2440MM | Finish CANVAS



HD - 7004
STARDUST




Thickness 1.25 MM | W: 1220MM | H: 2440MM | Finish CANVAS



HD - 7006
HELSINKI



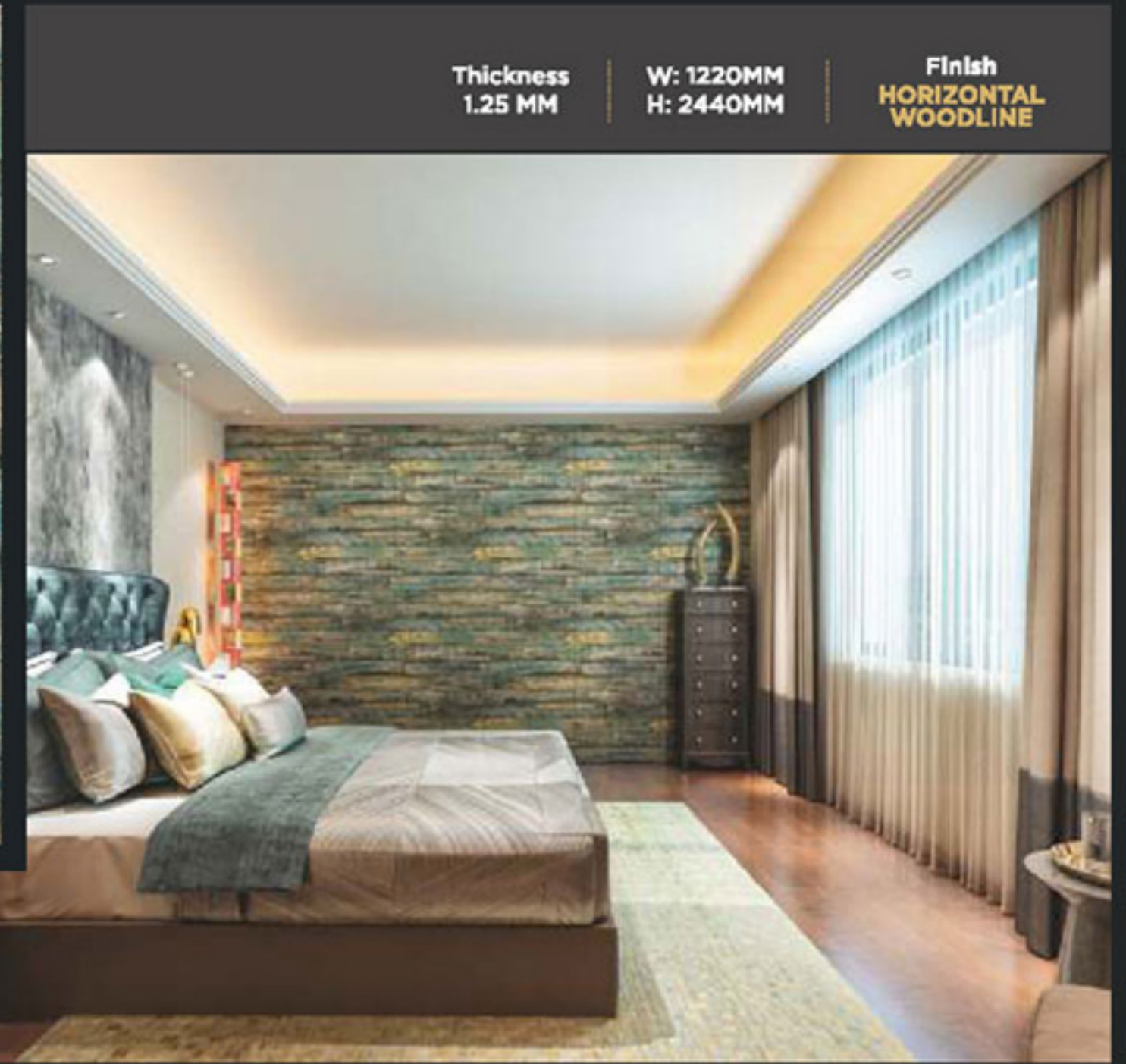
HD - 7007 ORIGAMI



Thickness 1.25 MM | W: 1220MM | H: 2440MM | Finish SOFT MATT



HD - 7009 CABANA



Thickness 1.25 MM | W: 1220MM | H: 2440MM | Finish HORIZONTAL WOODLINE

Thickness 1.25 MM | W: 1220MM | H: 2440MM | Finish HORIZONTAL WOODLINE




HD - 7008 BEACH CABIN

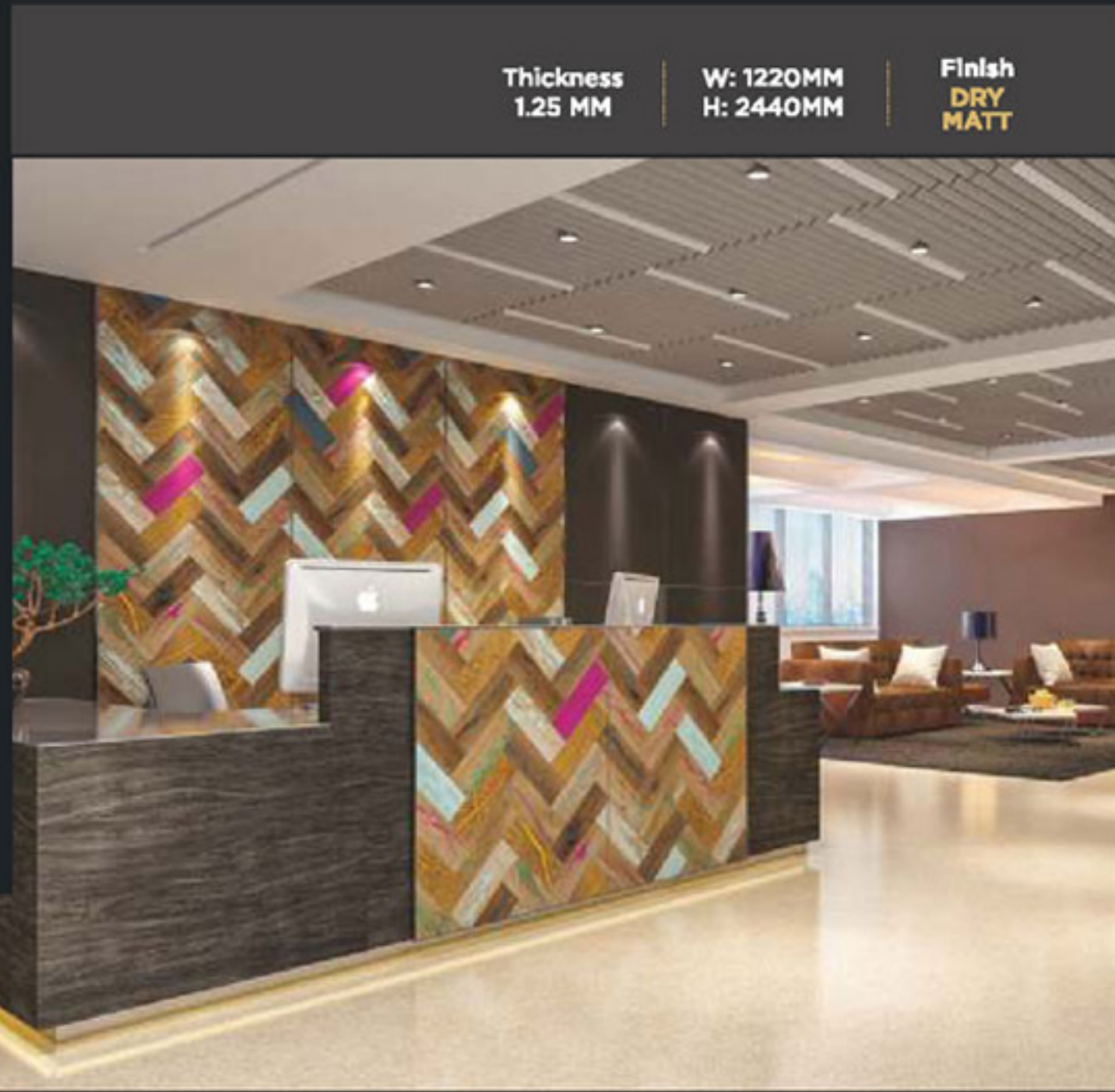
Thickness 1.25 MM | W: 1220MM | H: 2440MM | Finish OAK WOOD



HD - 7010 OKTOBER FEST



HD - 7011
CARNIVAL




Thickness 1.25 MM | W: 1220MM | H: 2440MM | Finish DRY MATT



HD - 7013
JEANS



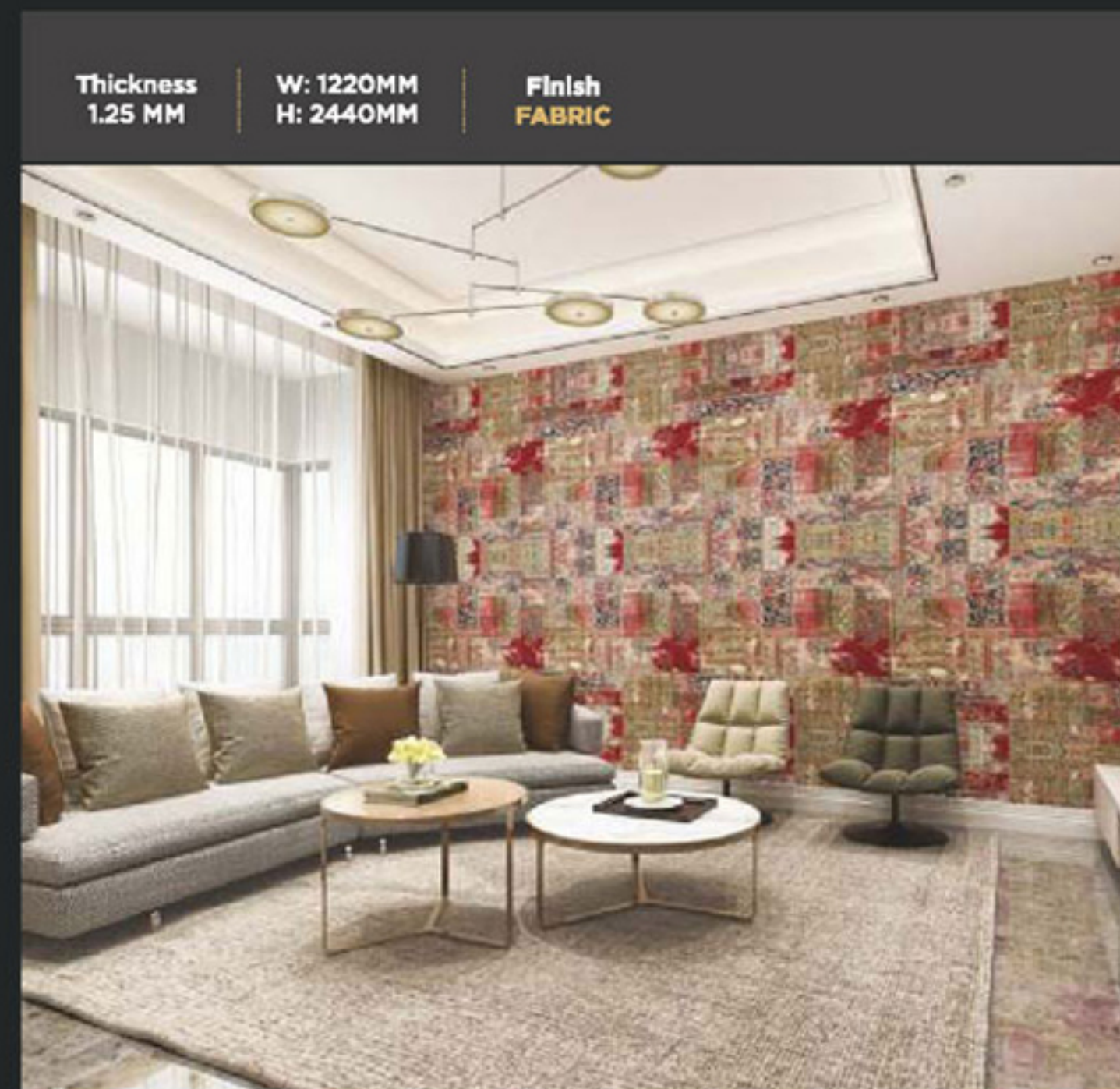
Thickness 1.25 MM | W: 1220MM | H: 2440MM | Finish VERTICAL WOODLINE



Thickness 1.25 MM | W: 1220MM | H: 2440MM | Finish FABRIC



HD - 7012
JEANS ONE



Thickness 1.25 MM | W: 1220MM | H: 2440MM | Finish FABRIC



HD - 7014
MAGIC CARPET RED



HD - 7015 GLIMMER

Thickness 1.25 MM | W: 1220MM H: 2440MM | Finish FABRIC



HD - 7017 SILVER PAPER

Thickness 1.25 MM | W: 1220MM H: 2440MM | Finish HIGH GLOSS



Thickness 1.25 MM | W: 1220MM H: 2440MM | Finish SOFT MATT



HD - 7016 CRINKLE

Thickness 1.25 MM | W: 1220MM H: 2440MM | Finish FABRIC



HD - 7018 LOOM



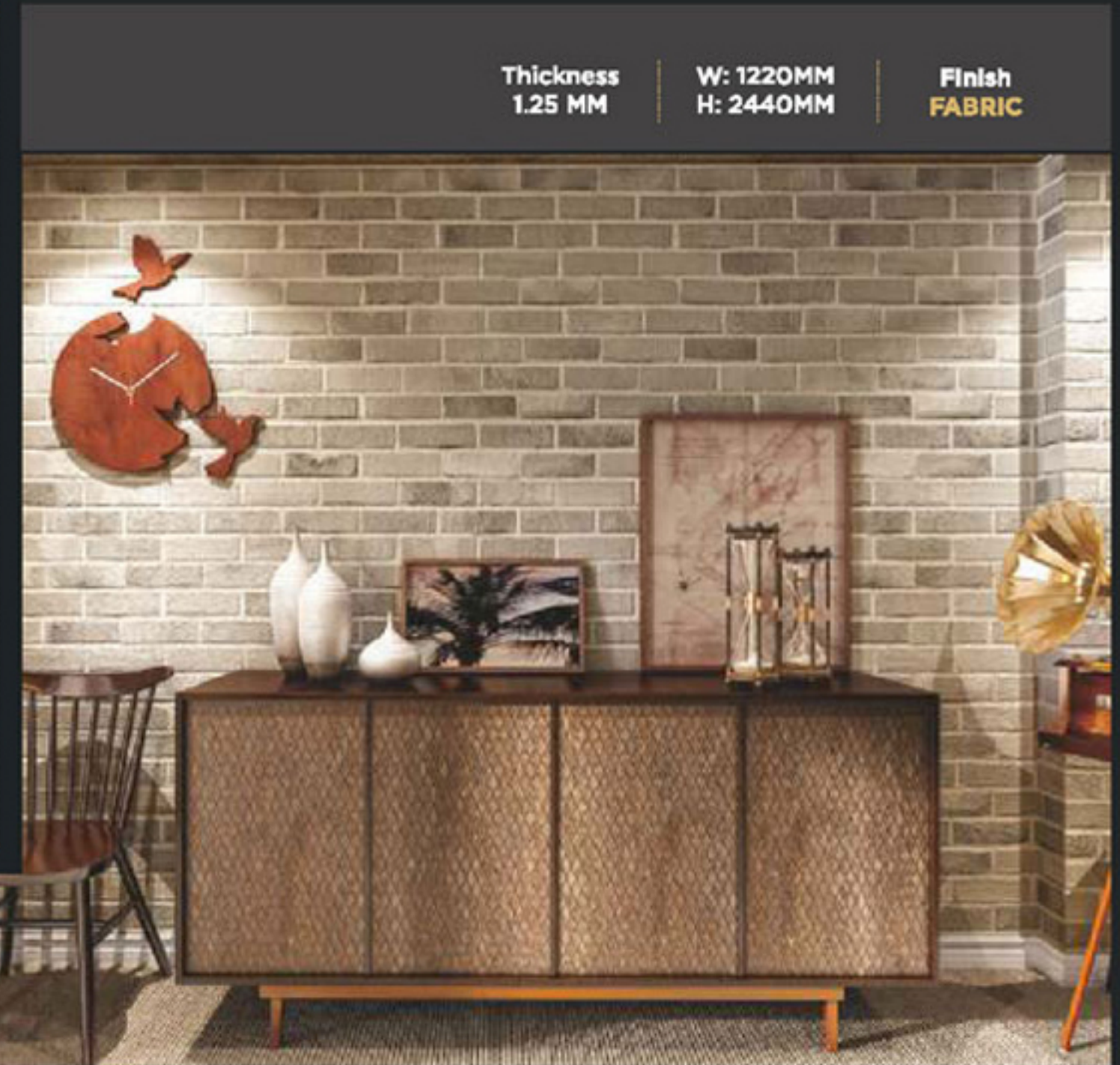
HD - 7019 LOOM



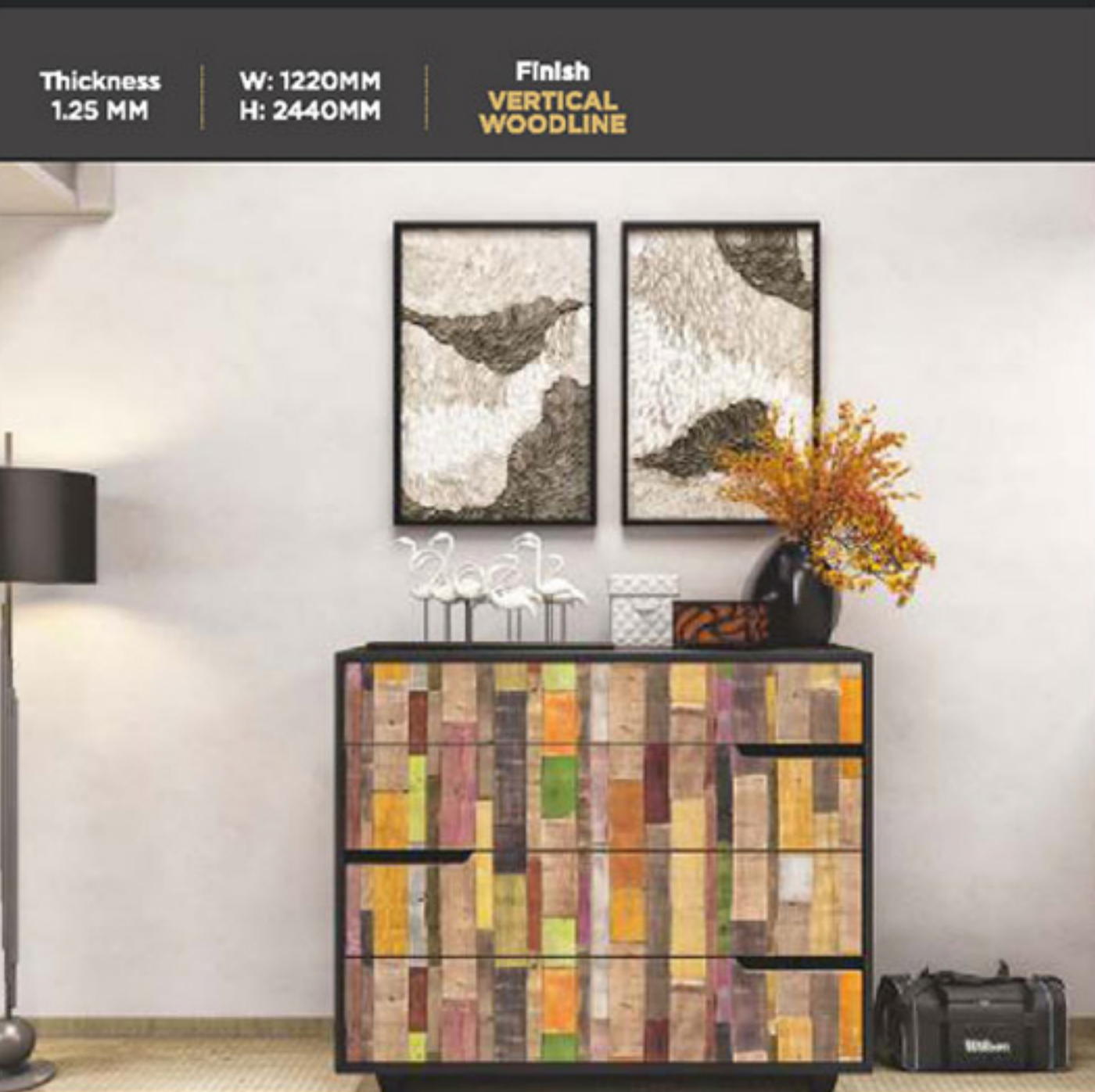
Thickness 1.25 MM | W: 1220MM | H: 2440MM | Finish CROCODILE LEATHER



HD - 7021 RUST




Thickness 1.25 MM | W: 1220MM | H: 2440MM | Finish FABRIC



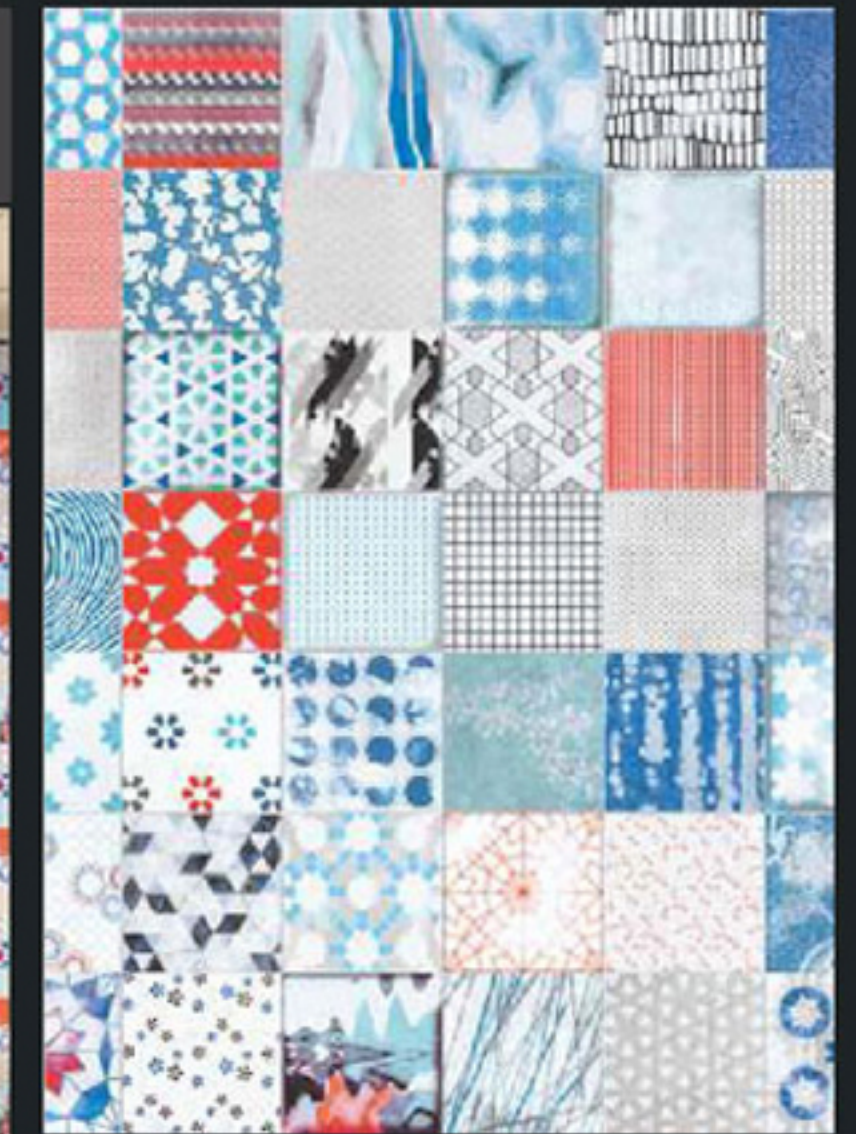
Thickness 1.25 MM | W: 1220MM | H: 2440MM | Finish VERTICAL WOODLINE



HD - 7020 FESTIVAL



Thickness 1.25 MM | W: 1220MM | H: 2440MM | Finish CANVAS




HD - 7022 BATIK



HD - 7023 STONE WASH

Thickness 1.25 MM | W: 1220MM | H: 2440MM | Finish HORIZONTAL WOODLINE



HD - 7025 MANHATTAN

Thickness 1.25 MM | W: 1220MM | H: 2440MM | Finish HIGH GLOSS



Thickness 1.25 MM | W: 1220MM | H: 2440MM | Finish HIGH GLOSS



HD - 7024 MOON LIGHT

Thickness 1.25 MM | W: 1220MM | H: 2440MM | Finish CANVAS



HD - 7026 ICECUBE



HD - 7027
PUZZLE

Thickness
1.25 MM

W: 1220MM
H: 2440MM

Finish
HORIZONTAL
WOODLINE



HD - 7029
OCTA

Thickness
1.25 MM

W: 1220MM
H: 2440MM

Finish
FABRIC



Thickness
1.25 MM

W: 1220MM
H: 2440MM

Finish
LEATHER



HD - 7028
SOCCER



Thickness
1.25 MM

W: 1220MM
H: 2440MM

Finish
HIGH
GLOSS



HD - 7030
SURFINA





HD - 7031 GIANT WOOD



Thickness 1.25 MM | W: 950MM H: 2470MM | Finish SOFT OAK



HD - 7033 MIRAFLORES



NEW ARRIVAL

Thickness 1.25 MM | W: 1220MM H: 2440MM | Finish FABRIC

Thickness 1.25 MM | W: 1220MM H: 2440MM | Finish FABRIC




HD - 7032 DORA MAAR

Thickness 1.25 MM

W: 1220MM H: 2440MM

Finish STONE

NEW ARRIVAL



HD - 7034 GOLDEN VENICES



HD - 7035 PATCH WORK

NEW ARRIVAL

Thickness 1.25 MM

W: 1220MM H: 2440MM

Finish FABRIC






HD - 7036 ZANZIBAR

NEW ARRIVAL

Thickness 1.25 MM

W: 1220MM H: 2440MM

Finish FABRIC



HD - 7038 POLYGON

NEW ARRIVAL

Thickness 1.25 MM

W: 1220MM H: 2440MM

Finish FABRIC




Thickness 1.25 MM

W: 1220MM H: 2440MM

Finish SOFT MATT

NEW ARRIVAL



HD - 7037 KETO








CRYSTAL IS A MODERN LAMINATE RANGE WHICH HAS EXTREMELY HIGH ABRASION & SCRATCH RESISTANCE.

SCUFF, MAR & ABRASION RESISTANT LAMINATE



CRYSTAL - 1176

CRYSTAL - 1177





CRYSTAL - 1163

CRYSTAL - 1171

CRYSTAL - 1123

CRYSTAL - 1185





CRYSTAL - 1164

CRYSTAL - 1112

CRYSTAL - 1172


CRYSTAL - 1181



CRYSTAL - 1165

CRYSTAL - 1162

CRYSTAL - 1259





CRYSTAL - 1166

CRYSTAL - 1161



CRYSTAL - 1167

CRYSTAL - 1120

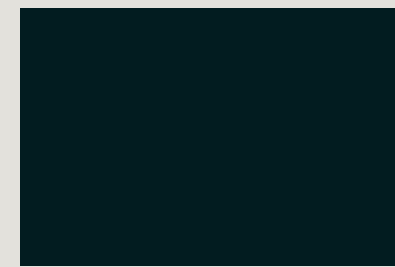



CRYSTAL - 1168

CRYSTAL - 1119

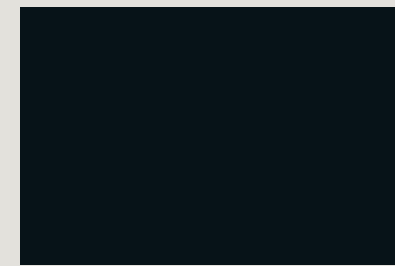
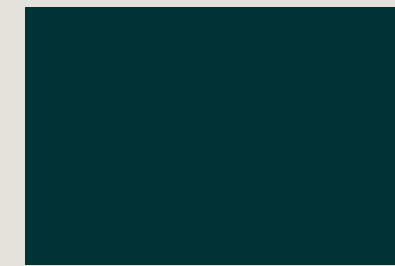
CRYSTAL - 1260

CRYSTAL - 1258



CRYSTAL - 1173

CRYSTAL - 1186

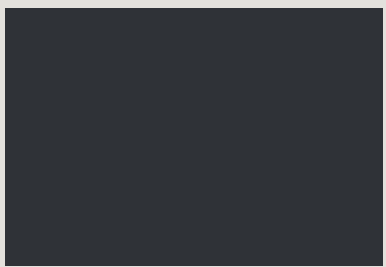


CRYSTAL - 1180


CRYSTAL - 1184




CRYSTAL - 1213




CRYSTAL - 1104



CRYSTAL - 1105



CRYSTAL - 1182




CRYSTAL - 1111



CRYSTAL - 1183



CRYSTAL - 1175



CRYSTAL - 1179



CRYSTAL - 1178



CRYSTAL - 1187



CRYSTAL - 1169



CRYSTAL - 1170



CRYSTAL - 1174




CRYSTAL - 1212



CRYSTAL - 1210



CRYSTAL - 1211



CRYSTAL - 1227




CRYSTAL - 1202




CRYSTAL - 1221



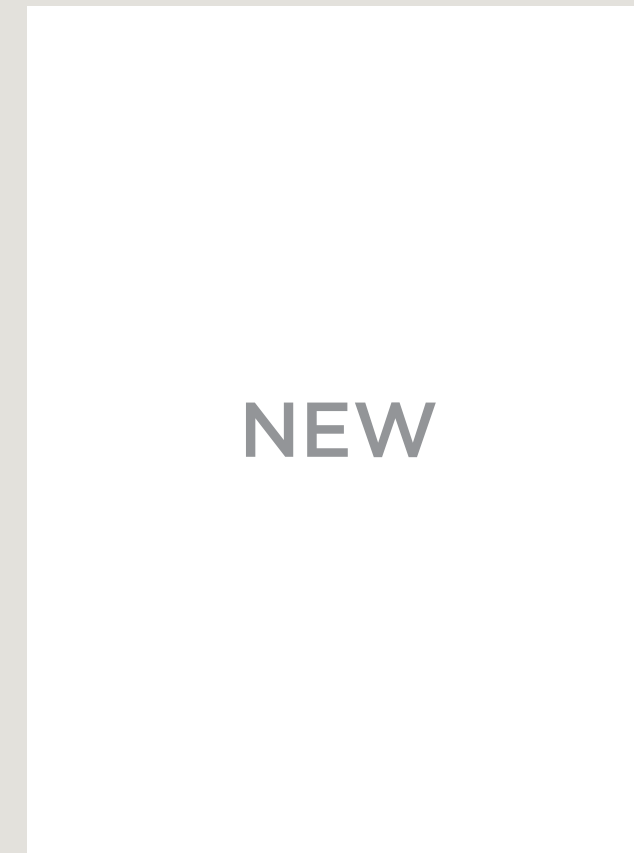
CRYSTAL - 1243



CRYSTAL - 1244



CRYSTAL - 1245



CRYSTAL - 1264




CRYSTAL - 1201




CRYSTAL - 1222



CRYSTAL - 1246




CRYSTAL - 1242



CRYSTAL - 1234




CRYSTAL - 1235



CRYSTAL - 1247

PREMIUM COLLECTION


PREMIUM COLLECTION



CRYSTAL - 1254



CRYSTAL - 1256



CRYSTAL - 1255



CRYSTAL - 1262




CRYSTAL - 1253




CRYSTAL - 1252




CRYSTAL - 1257




CRYSTAL - 1261




CRYSTAL - 1206



CRYSTAL - 1207



CRYSTAL - 1205



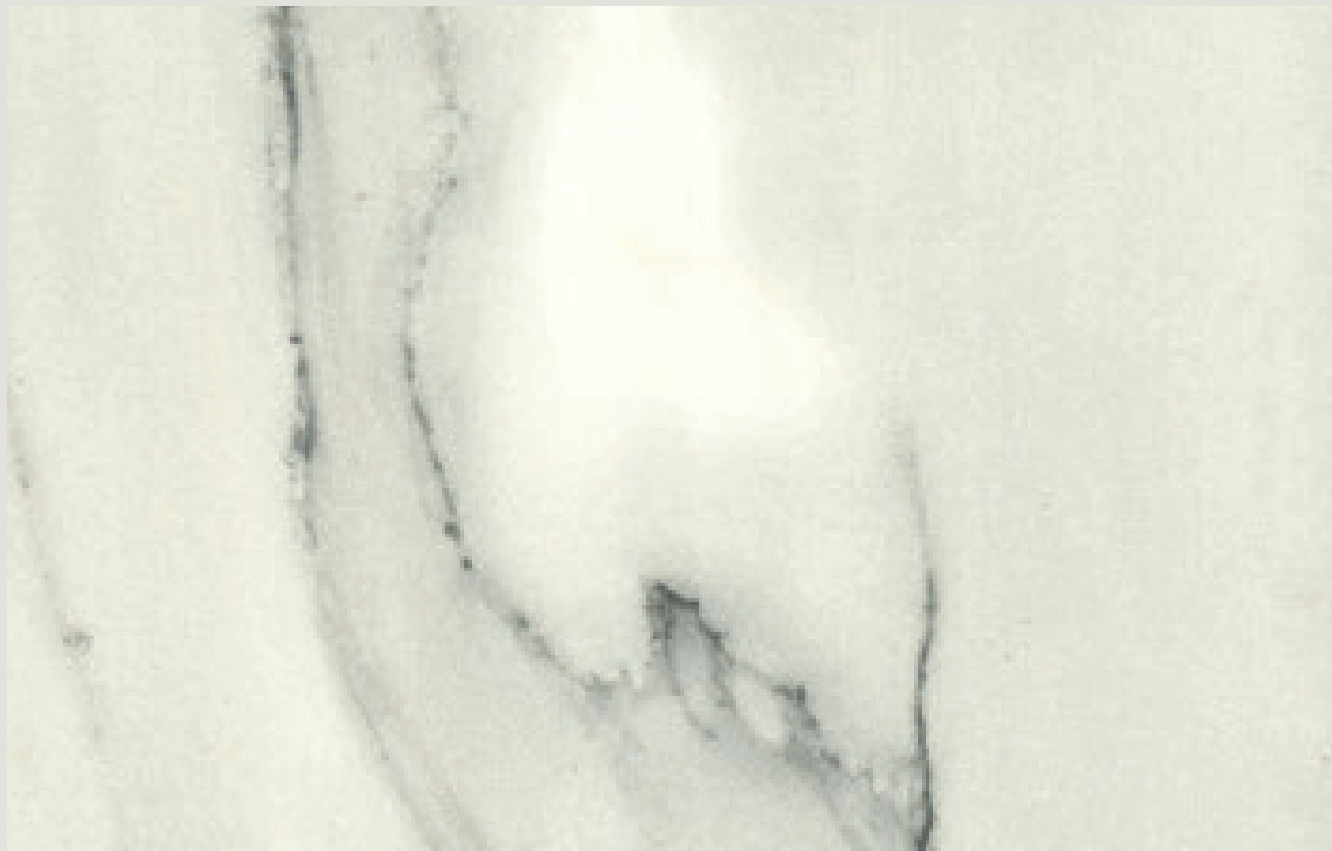
CRYSTAL - 1263



PREMIUM COLLECTION

PREMIUM COLLECTION


CRYSTAL




CRYSTAL - 1214



CRYSTAL - 1215



CRYSTAL Z + BG 1240




CRYSTAL Z + BG 1214




CRYSTAL Z + BG 1215




CRYSTAL - 1225



CRYSTAL - 1226



CRYSTAL - 1240



CRYSTAL - 1204




CRYSTAL - 1203



CRYSTAL - 1209



CRYSTAL - 1208



CRYSTAL - 1239



CRYSTAL - 1238


PREMIUM COLLECTION

PREMIUM COLLECTION


CRYSTAL Z PLUS




CRYSTAL Z + SS 1175




CRYSTAL Z + SS 1112




CRYSTAL Z + SS - 1184



CRYSTAL Z + SS 1163



CRYSTAL Z + SS 1166



CRYSTAL Z + SS - 1185



CRYSTAL Z + AM 1179



CRYSTAL Z + AM 1177



CRYSTAL Z + AM 1129



CRYSTAL Z + AM 1175



CRYSTAL Z + AM - 1180



CRYSTAL Z + AM - 1183



CRYSTAL Z + MG 1197




CRYSTAL Z + MG 1191




CRYSTAL Z + MG 1198



CRYSTAL Z + MG 1196



CRYSTAL Z + MG 1193



CRYSTAL Z + MG 1194



CRYSTAL Z + MG - 1260




CRYSTAL Z + MG - 1259




CRYSTAL Z + MG - 1258




CRYSTAL Z + PM - 1196




CRYSTAL Z + PM - 1179




CRYSTAL Z + PM - 1193



CRYSTAL Z + PM - 1197




CRYSTAL Z + PM - 1129




CRYSTAL Z + PM - 1177



CRYSTAL Z + PM - 1198



CRYSTAL Z + PM - 1175



CRYSTAL Z + PM - 1174

PREMIUM COLLECTION


PREMIUM COLLECTION



CRYSTAL Z + SV 1213



CRYSTAL Z + TT 1216




CRYSTAL Z + TT 1217



CRYSTAL Z + TT 1220



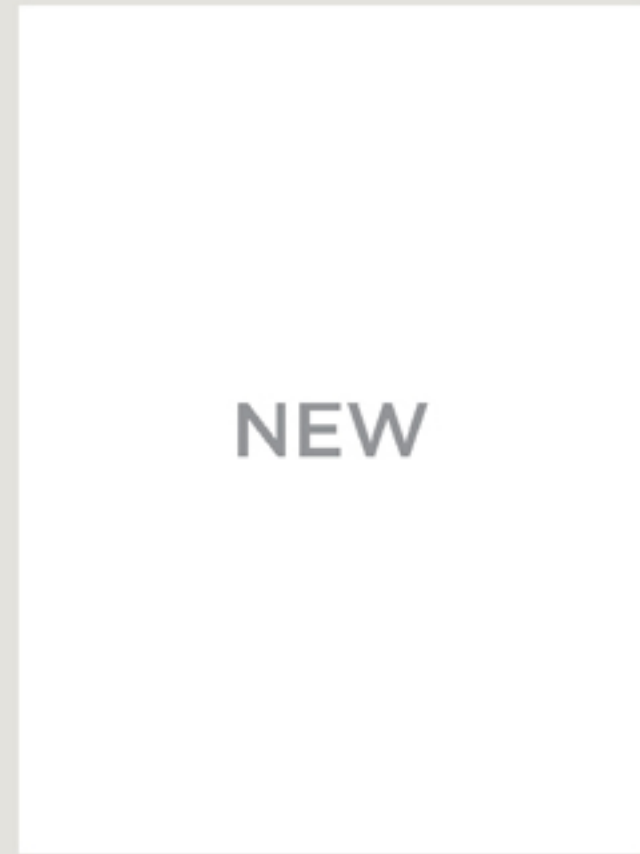
CRYSTAL Z + TT 1219




CRYSTAL Z + TT 1218



CRYSTAL Z + SV 1241




CRYSTAL Z + SV - 1264



CRYSTAL Z + TT 1231



CRYSTAL Z + AG 1228



CRYSTAL Z + AG 1229




CRYSTAL Z + AG 1230



CRYSTAL Z + SV 1227



CRYSTAL Z + TT 1232



CRYSTAL Z + TT 1233



CRYSTAL Z + BR 1212



CRYSTAL Z + BR 1210





CRYSTAL Z + BR 1211

PREMIUM COLLECTION

PREMIUM COLLECTION

CRYSTAL matty plus



CRYSTAL MATTY + - 1249




CRYSTAL MATTY + - 1166




CRYSTAL MATTY + - 1181



CRYSTAL MATTY + - 1259




CRYSTAL MATTY + - 1123



CRYSTAL MATTY + - 1185




CRYSTAL MATTY + - 1104



CRYSTAL MATTY + - 1186



CRYSTAL MATTY + - 1176



CRYSTAL MATTY + - 1180



CRYSTAL MATTY + - 1258




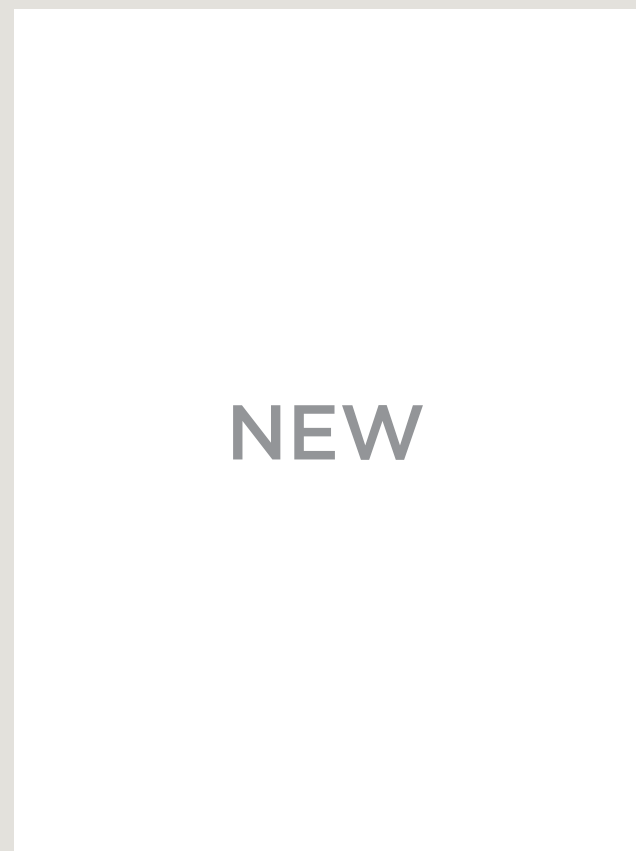
CRYSTAL MATTY + - 1248




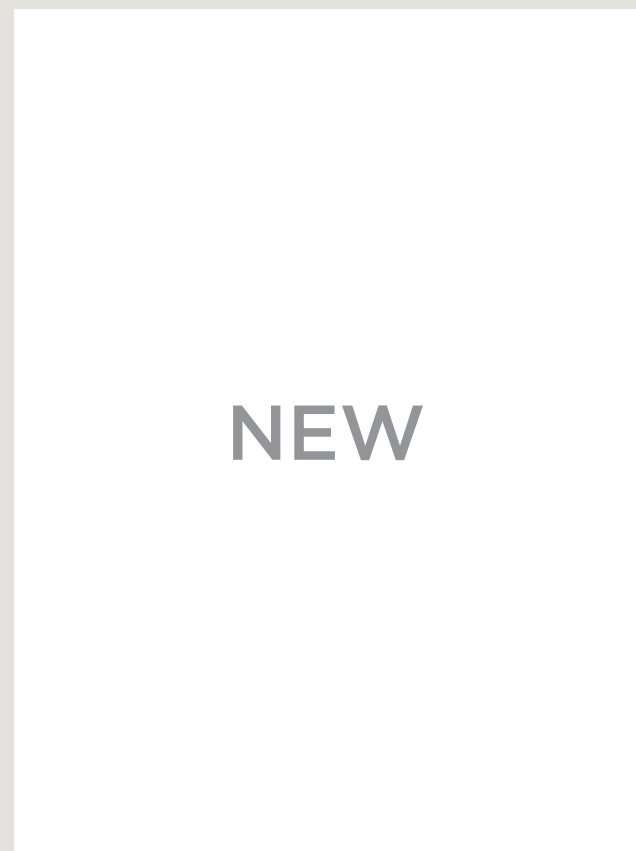
CRYSTAL MATTY + - 1251




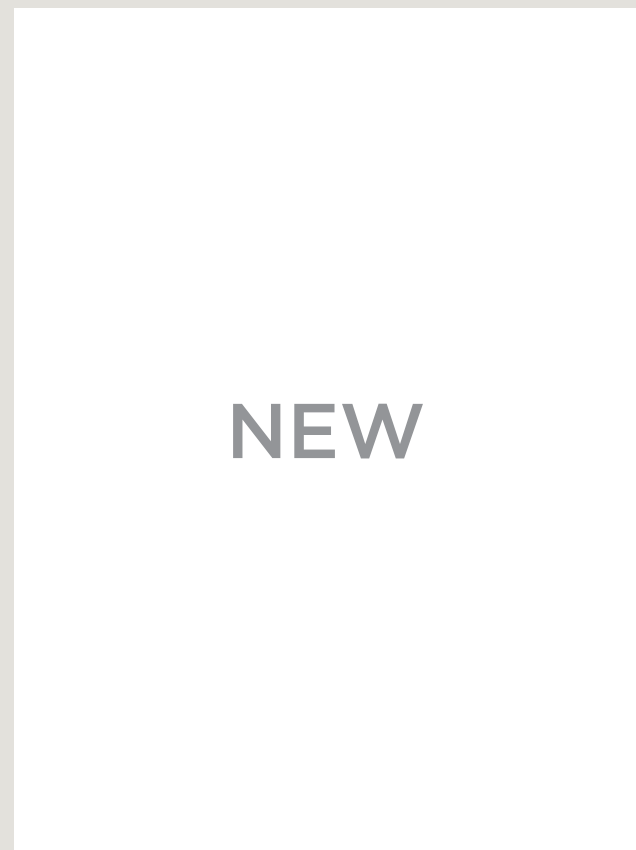
CRYSTAL MATTY + - 1250




CRYSTAL Z + VG - 1263




CRYSTAL Z + VG - 1261




CRYSTAL Z + VG - 1262




NM - 8001




NM - 8011




NM - BL - 8001




NM - BL - 8011



NM - 8008



NM - 8006



NM - BL - 8005




NM - 8009




NM - 8004




NM - BL - 8009




NM - BL - 8008




NM - 8007



NM - 8005




NM - BL - 8007




NM - 8010




NM - 8002




NM - BL - 8002




NM - 8012



NM - 8003



NM - BL - 8012



NM - BL - 8010



OR - 1521



OR - 1522




OR - 1520




OR - 1523




GB - 1616



GB - 1617



OR - 1604



OR - 1613



GB - 1556



GB - 1558



GB - 1557



GB - 1559



OR - 1605



CE - 1551




CE - 1553



CE - 1552




BG - 1655



AR - 1630




AR - 1161




AR - 1162



BG - 1637




AR - 1620



BG - 1654




GC - 1591




GC - 1590



GC - 1152



GC - 1525



BG - 1635



GS - 1633



GS - 1475




GS - 1476



GS - 1701



GS - 1554




GS - 1555



MT - 1660




GS - 1702



MT - 1538



MT - 1539



DD - 1446



HT - 1363



HT - 1365



PU - 1334




PU - 1555




PU - 1335




PU - 1554




PU - 1637




PU - 1606



RM - 1421




PU - 1636



PU - 1607




RM - 1420




RM - 1422



PU - 1634



PU - 1524




PU - 1333



PU - 1331



PU - 1635



PU - 1525



PU - 1365



PU - 1613



BG - 1641



IB - 1614




IB - 1629



BG - 1642




MR - 1588




IB - 1161




IB - 1630



PD - 1172




MR - 1589



PD - 1106



PD - 1123



PD - 1370



MR - 1628



HT - 1443



VS - 1575



VS - 1574



MR - 1587



HT - 1442



VS - 1576



VS - 1615




BL - 1643



CV - 1623



CV - 1621



BL - 1644




CV - 1622



CV - 1624



OC - 1691



LN - 1427



JT - 1646



OC - 1692




LN - 1426



LN - 1562




OC - 1651



OC - 1652



JT - 1647



JT - 1648



JT - 1645



LN - 1561




LN - 1560



SV - 1668



SV - 1665



SV - 1667



SV - 1666




AS - 1676




AS - 1675



AS - 1677



FO - 1680



FO - 1687



FO - 1123




FO - 1686



ES - 1682



ES - 1681



ES - 1678



ES - 1679



ES - 1697



ES - 1699



ES - 1699



ES - 1698




ES - 1690



ES - 1700



TV - 1689




TV - 1688



TV - 1695



TV - 1694



TV - 1693




TV - 1680




TV - 1696



BR - 1685



AS - 1670



BR - 1669



BR - 1653



LG - 1663



LG - 1662




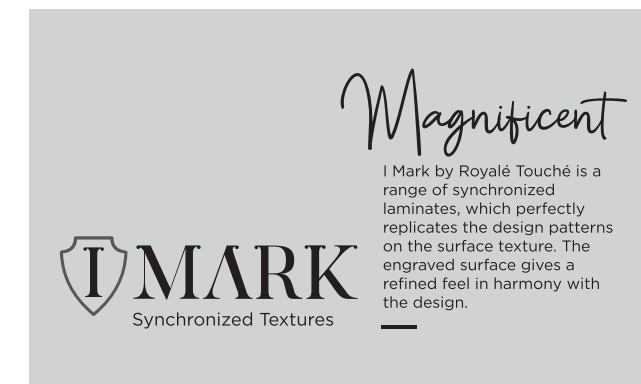
LG - 1661



LG - 1664




AL - 1466




RT - 1649




RT - 1650



MP - 1658



MP - 1659



MP - 1656



MP - 1657

OLD PAINT | WILD BERRY



OP - 1612



OP - 1603



OP - 1601



OP - 1631



OP - 1632



OP - 1597



OP - 1602



OP - 1598



OP - 1595




OP - 1596




WB - 1592



WB - 1112




WB - 1600



WB - 1594



WB - 1593



WB - 1583

TROPICAL CUT | KING'S PINE



TC - 1408



TC - 1430



TC - 1432



TC - 1407



TC - 1526



TC - 1528



TC - 1527




TC - 1529



KP - 1532



KP - 1531



KP - 1429



KP - 1638



KP - 1640



KP - 1395



KP - 1321




KP - 1639



KP - 1547



KP - 1548




FT - 1712



FT - 1711




FT - 1709



FT - 1710




FT - 1507



FT - 1496



FT - 1495




FT - 1497




FT - 1530



TR - 1618



TR - 1619




HTR - 1618




HTR - 1619



TL - 1433




TL - 1112




TL - 1435




TL - 1434




TR - 1563




PH - 1609



PH - 1610



HTR - 1435



TR - 1564



PH - 1608



MK - 1479



MK - 1478



HTR - 1433



VW - 1673



VW - 1674



VW - 1671



VW - 1672



ES - 1683



ES - 1684




VW - 1566



VW - 1611



VW - 1508



VW - 1511




VW - 1567



SB - 1534




SB - 1388



SB - 1389




MF - 1337



MF - 1317



LS - 1413




SB - 1533



MF - 1395




MF - 1336




LS - 1414



SB - 1549




MF - 1394




RD - 1502



SB - 1550



RO - 1581



RO - 1583



RO - 1582



PU - 1619



PU - 1486



PU - 1485



PU - 1690



PU - 1380



PU - 1381



PU - 1390




PU - 1391




PU - 1409



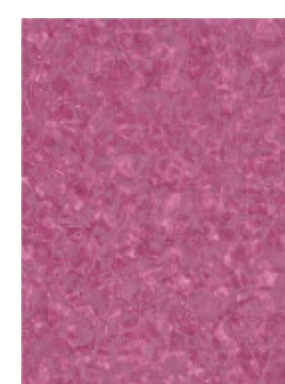
PU - 1625



PU - 1618




PU - 1577A




PU - 1578




PU - 1628




PU - 1503



PU - 1579




PU - 1580



PU - 1627



PU - 1351



PU - 1352




PU - 1590



PU - 1626




CV - 1572



CV - 1573




CV - 1571




RL - 1460



RL - 1462



RL - 1461



EG - 1106




EG - 1164



EG - 1166




RL - 1500



PU - 1385



PU - 1386



GM - 1514



MF - 1449



GM - 1513



GM - 1358



MF - 1447



MF - 1448



GM - 1512



HT - 1339



HT - 1428



HT - 1338



HT - 1340




LS - 1436




LS - 1467




ML - 1381




HT - 1378



LS - 1437



LS - 1438



ML - 1380



RR - 1457



SP - 1489



SP - 1327



SP - 1328



SP - 1488




SP - 1487



DL - 1542



DL - 1370




DL - 1543



DL - 1544



DL - 1112



MQ - 1395




MQ - 1171



MQ - 1380




DL - 1106



MQ - 1112




FL - 1120



FL - 1119




FL - 1370




MQ - 1104



RL - 1112



RL - 1369



RL - 1367




EO - 1344



MK - 1458




MK - 1459



EO - 1345



SO - 1321




SO - 1429




BT - 1470



SO - 1401




SO - 1402




SO - 1112




BT - 1471



AB - 1322



AB - 1112




AB - 1323



BT - 1492



PA - 1411




TW - 1389



TW - 1388



BT - 1490




PA - 1412



PA - 1410



PA - 1112



BT - 1491



LS - 1111



LS - 1102



LS - 1119



LS - 1104



LS - 1112



LS - 1129



LS - 1120



LS - 1105



NEW



NEW



MM - 1705



MM - 1708



NEW



NEW



MM - 1704



MM - 1706



NEW



NEW




MM - 1707



MM - 1703



EW - 959




EP - 996



EP - 997



EP - 998



NC - 966



SW - 961



SW - 962



EW - 958

Magnificent

I Mark by Royale Touché is a range of synchronized laminates, which perfectly replicates the design patterns on the surface texture. The engraved surface gives a refined feel in harmony with the design.

I MARK
Synchronized Textures



MW - 257



NC - 964



SW - 454



SW - 48



EW - 960



MW - 255




MW - 254



NC - 965




SW - 424



MS - 957



MS - 955



MS - 956



MW - 256



CW - 954



SW - 523



SW - 522




SW - 524



CT - 987



CT - 986



CT - 988



HB - 937



HB - 412




TO - 503



TO - 505



TO - 504




TO - 502



JD - 408




CV - 455



HB - 939



HB - 938



WD - 132



TO - 507



TO - 501



JD - 409



RV - 936A



AW - 132




WD - 583



TO - 506




TO - 520



AW - 492



AW - 491



AW - 839



WD - 992



BO - 54




BO - 53



TO - 519



SN - 483



PT - 260




SN - 263



SN - 990




HRD - 57



RD - 36



RD - 35




RD - 510




SN - 484



SN - 401




SN - 402




SN - 991




HRD - 56




RD - 37



RD - 34



RD - 26




SN - 407




SN - 404




SN - 403A




MV - 485




RD - 989




RD - 433




RD - 432




RD - 978



MV - 533



MV - 436




MV - 437




MV - 440



RD - 27



RD - 430A



RD - 431



RD - 938



RD - 536




RD - 993




RD - 995




JW - 48




RD - 33




RD - 132




JW - 59



RD - 31



JW - 51




JW - 58




HC - 905




JW - 50




JW - 60




HC - 132



JW - 52



PU - 533




PU - 414



PU - 413




PU - 415




PU - 251



PU - 488




PU - 253




PU - 60



PU - 504



PU - 419




PU - 58




PU - 507



PU - 420



PU - 27




PU - 506



RW - 513



RW - 515



RW - 514



RW - 516



RW - 478




RW - 518



RW - 479



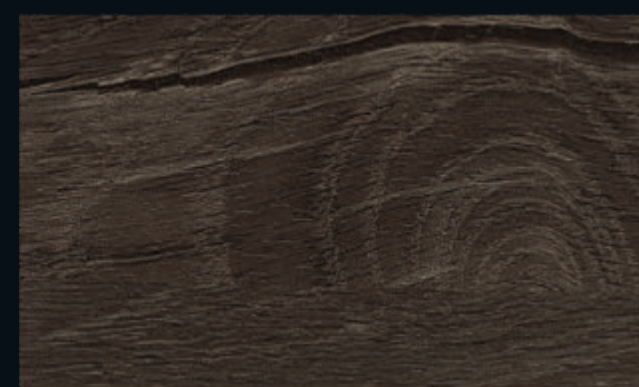
RW - 517



HRD - 458



HRD - 456



HRD - 459



HRD - 457



HRD - 422



HRD - 905



HRD - 904



HRD - 903



HRD - 980




HRD - 423




HRD - 421



RD - 65



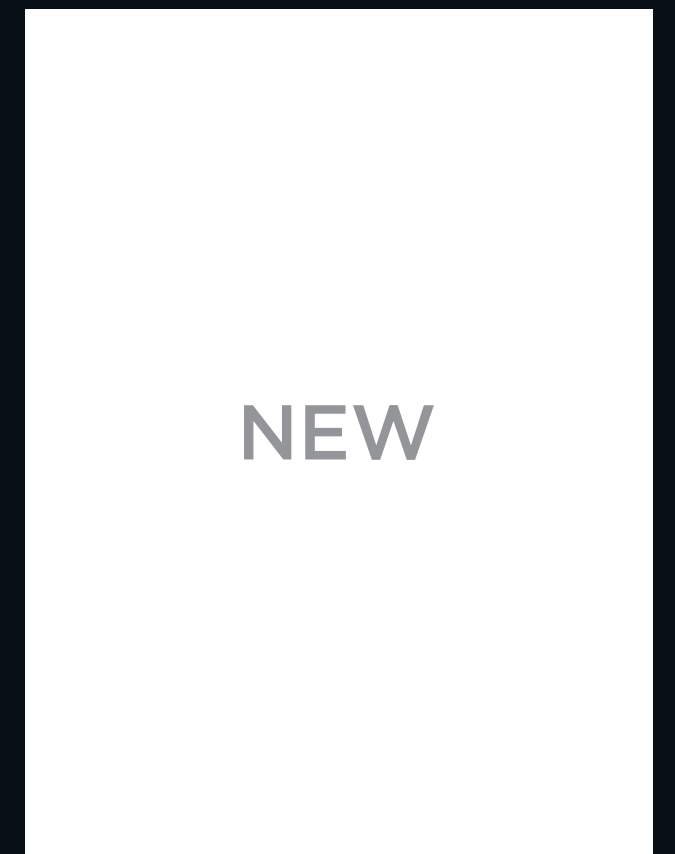
RD - 64




RD - 63




HRD - 979



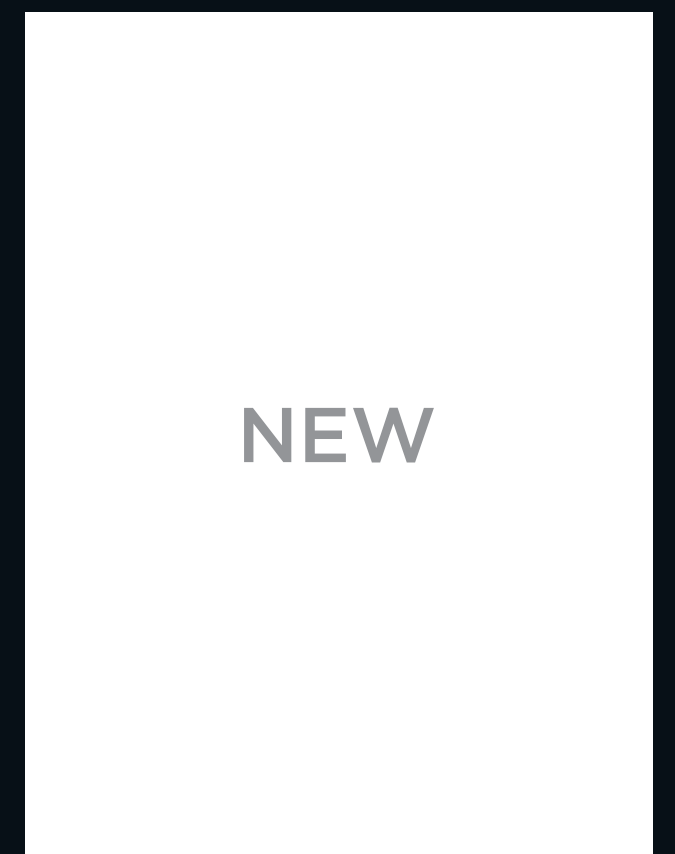
BW - 540



BW - 538



BW - 539





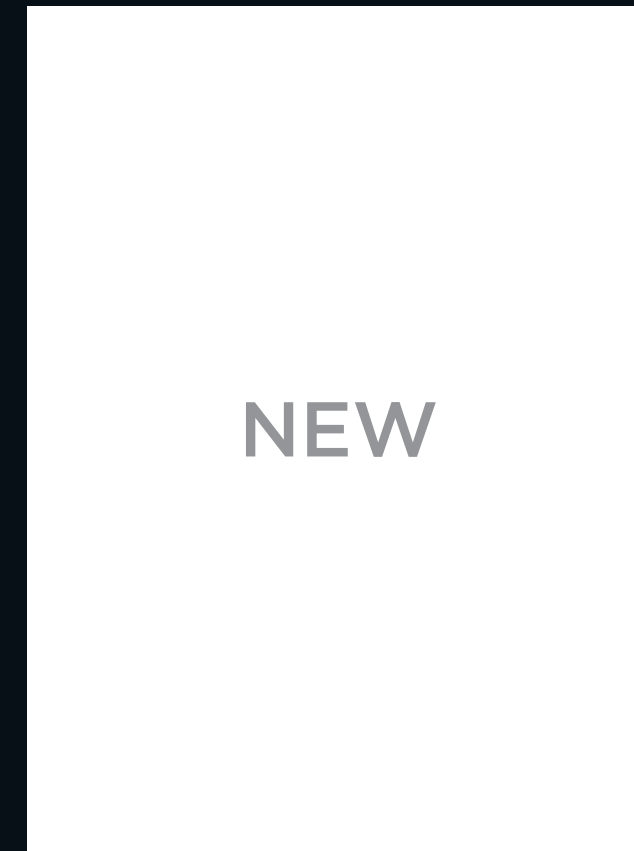
PU - 467



PU - 531



PU - 370



LM - 537



SM - 451



CC - 462



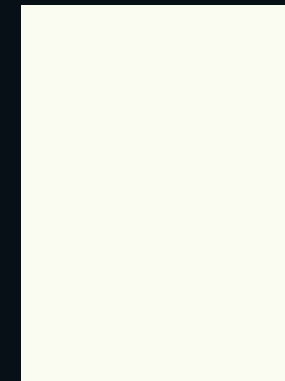
PU - 466




PU - 469



PU - 250 SUPER WHITE



PU - 132 EGG WHITE



SM - 451



CC - 460



PU - 527



PU - 468




NEW PU - 129 PU




PU - 236 WINE




LM - 527



SM - 425



CC - 463



PU - 425




PU - 719A




NEW PU - 053D FLINT



NEW PU - 138 MOCHA




LM - 466




SM - 450




CC - 461




PU - 526



PU - 718



NEW PU - 231 CHOCOLATE




LM - 526




SM - 448




CB - 132



PU - 525



PU - 411




PU - 410




LM - 525



SM - 449




CB - 33




SM - 528



SM - 529



SM - 534



SM - 446



SM - 535



SM - 239




SM - 132



SM - 238



SM - 447




ST - 264



SM - 129



SM - 111



SM - 184



CV - 443




SM - 512



SM - 511



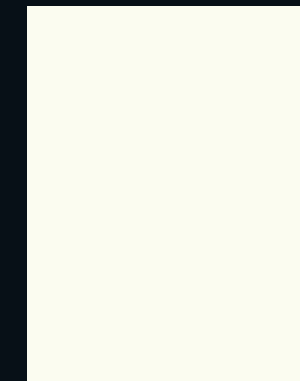
CV - 442



CV - 532



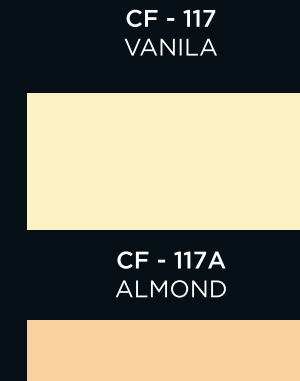
ST - 265



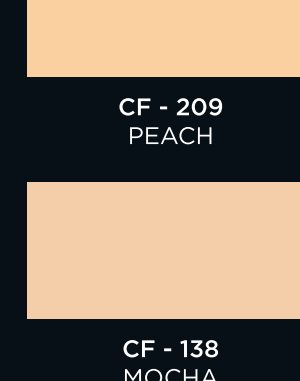
CF - 132
EGG WHITE



CM - 132
EGG WHITE



CF - 117
VANILA



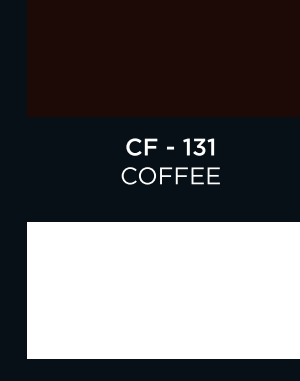
CF - 177A
ALMOND




CF - 209
PEACH



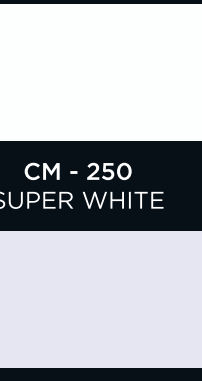
CF - 230
SWISS COFFEE



CF - 131
COFFEE



CF - 250
SUPER WHITE



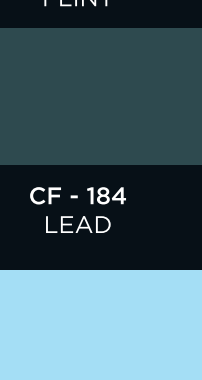
CM - 250
SUPER WHITE



CF - 127
GLACIER WHITE



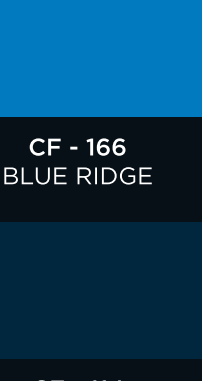
NEW CF - 129
CHIFFON



CF - 053A
STEEL




CF - 103
TEAL



CF - 166
BLUE RIDGE



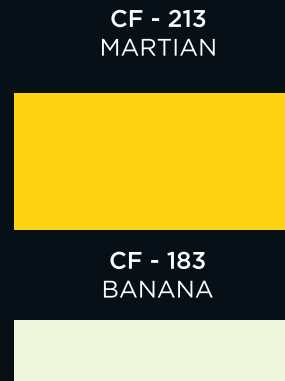
CF - 114
INDIGO



CF - 203
CHALK YELLOW



CF - 223
TANGO



CF - 183
BANANA



CF - 217
PISTA



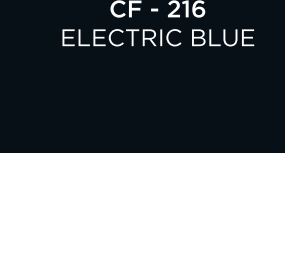
CF - 206
SPRING GREEN



CF - 224
POLYNESIA



CF - 233
OLIVE



CF - 216
ELECTRIC BLUE



CF - 234
CARROT PUNCH



CF - 150
BARISTA



CF - 168
ORANGE



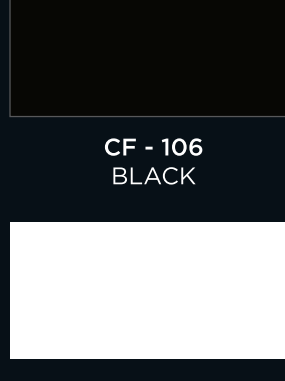
CF - 219
AUTUMN



CF - 155
RUBBY RED




CF - 109
RED



CF - 228
LACKROT



CF - 106
BLACK



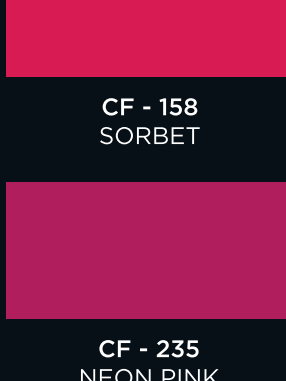
CF - 221
PETAL



CF - 169
BABY PINK



CF - 220
HOT PINK



CF - 215
ROSA



CF - 158
SORBET



CF - 235
NEON PINK



CF - 218
TWILIGHT VIOLATE



CF - 187
LILAC

CF - 214
LAVENDER





CF - 492



CF - 589



CF - 488



CF - 583



SF - 498



CF - 486



CF - 491



CF - 812



CF - 487



CF - 40




CF - 484




CF - 485



CF - 476



CF - 813




CF - 482



CF - 41



CF - 483




CF - 39



CF - 474



CF - 477



CF - 481



CF - 470



CF - 953



CF - 26



CF - 475




CF - 597



CF - 880



CF - 471




CF - 952




CF - 27




CF - 490




CF - 598




CF - 489



CF - 943



CF - 923




CF - 563



CF - 472




CF - 473



SF - 497



SF - 495



SF - 494




SF - 496



CF - 992




SF - 603




SF - 602



CF - 935




SF - 493




CF - 48




CF - 950




SF - 499




CF - 521




CF - 440



SF - 839



CF - 829



CF - 987




CF - 480



SF - 601



CF - 986



CF - 905



CF - 904



CF - 903




CF - 478



CF - 479




CF - 509



CF - 508




CF - 302



CF - 301



CF - 465



CF - 464



ROYAL IN

CLASSY LAMINATES


Most of the time, what is inside also matters rather than just what is on the outside. And to take your interior lining par excellence, Royale Touche introduces a premium range of liner laminates, the Royal In.

FINISH :
CHIFFON | DJ

Size : 2440 X 1220 X 0.80 MM



RN-CF - 73 RN-CF - 74 RN-CF - 62 RN-CF - 69 RN-CF - 71 RN-CF - 72



DJ - 81 DJ - 82 RN-CF - 83 RN-CF - 75 RN-CF - 77 RN-CF - 76



RN-CF - 79 RN-CF - 78 RN-CF - 70



RN-CF - 80 RN-CF - 91 RN-CF - 92



ROYALÉ TOUCHÉ

Colour
YOUR WORLD.



ROYALÉ TOUCHÉ
LUXURY LAMINATES

EDITION - 1139
100 Textures | 150 New Designs



ROYALÉ TOUCHÉ



customersupport@royaletouche.com
www.royaletouche.com